



*Fundiciones*

*Barreiro S.L.*













*Depósito Legal:*  
*D.P. N°: SE 6692-2008*

*Patentes:*  
*LOS MODELOS INDUSTRIALES ESTÁN PROTEGIDOS*  
*POR LA VIGENTE LEY DE PROPIEDAD INDUSTRIAL,*  
*LLAMADA ESTATUTO DE LA PROPIEDAD INDUSTRIAL.*  
*( todos los modelos están patentados a escala variable )*




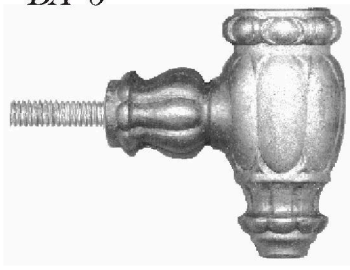








*TENEMOS A SU DISPOSICIÓN TALLER DE MODELOS*  
*PARA LA CREACIÓN DE NUEVOS TIPOS DE PIEZAS*  
*PARA SUS PROYECTOS, TANTO PARA PIEZAS INDUSTRIALES*  
*COMO PARA PIEZAS QUE ABARQUEN LA CERRAJERÍA*  
*ARTÍSTICA EN GENERAL , ASÍ COMO PARA TODO TIPO DE*  
*RESTAURACIONES.*

*LAS PIEZAS DE ESTE CATÁLOGO SE PUEDEN HACER*  
*TANTO EN HIERRO COMO EN ALUMINIO.*















<p><i>REF: MA-01</i></p>  <p><i>medidas: 12x35mm Ø 16mm</i></p>	<p><i>REF: MA-02</i></p>  <p><i>medidas: 40x35mm Ø 16mm</i></p>	<p><i>REF: MA-03</i></p>  <p><i>medidas: 40x35mm Ø 16mm</i></p>	<p><i>REF: MA-04</i></p>  <p><i>medidas: 20x35mm □ 14 y 16mm medidas: 20x40mm □ 18 y 20mm</i></p>
<p><i>REF: MA-05</i></p>  <p><i>medidas: 40x40mm □ 14 y 16mm medidas: 40x45mm □ 18 y 20mm</i></p>	<p><i>REF: MA-06</i></p>  <p><i>medidas: 35x35mm □ 14 y 16mm medidas: 35x40mm □ 18 y 20mm</i></p>	<p><i>REF: MA-07</i></p>  <p><i>medidas: 105x35mm □ 14 y 16mm</i></p>	<p><i>REF: MA-08</i></p>  <p><i>medidas: 27x47mm □ 16, 18 y 20mm</i></p>
<p><i>REF: MA-09</i></p>  <p><i>medidas: 133x45mm □ 16, 18 y 20mm</i></p>	<p><i>REF: MA-10</i></p>  <p><i>medidas: 70x35mm □ 16, 18 y 20mm</i></p>	<p><i>REF: MA-11</i></p>  <p><i>medidas: 140x42mm Ø 16mm</i></p>	<p><i>REF: MA-12</i></p>  <p><i>medidas: 75x35mm Ø 16mm</i></p>















<p><i>modelo patentado</i> <b>REF: CR-37</b></p>  <p><i>medidas: 270x70mm</i> <math>\Phi 16</math> y 18mm</p>	<p><i>modelo patentado</i> <b>REF: CR-38</b></p>  <p><i>medidas: 215x70mm</i> <math>\Phi 16</math> y 18mm</p>	<p><i>modelo patentado</i> <b>REF: CR-39</b></p>  <p><i>medidas: 295x70mm</i> <math>\Phi 16</math> y 18mm</p>	<p><b>REF: CA-40</b></p> <p><i>candileja que sirve de soporte volado para el balaustre BA-6</i></p>  <p><i>medidas: 95x95mm</i> <math>\Phi 30</math>mm</p>
<p><b>REF: MA-41</b></p>  <p><i>medidas: 75x44mm</i> <math>\Phi 16</math> y 18mm</p>	<p><b>REF: MA-42</b></p>  <p><i>medidas: 47x44mm</i> <math>\Phi 16</math> y 18mm</p>	<p><b>REF: MA-43</b></p>  <p><i>medidas: 136x44mm</i> <math>\Phi 16</math> y 18mm</p>	<p><i>modelo patentado</i> <b>REF: MA-44</b></p>  <p><i>medidas: 110x35mm</i> <math>\Phi 14</math> y 16mm</p>
<p><i>modelo patentado</i> <b>REF: MA-45</b></p>  <p><i>medidas: 60x35mm</i> <math>\Phi 14</math> y 16mm</p>	<p><i>modelo patentado</i> <b>REF: MA-46</b></p>  <p><i>perno recto o inclinado para escaleras</i></p> <p><i>medidas: 95x35mm</i> <math>\Phi 14</math> y 16mm</p>	<p><i>modelo patentado</i> <b>REF: MA-47</b></p>  <p><i>medidas: 155x35mm</i> <math>\Phi 16</math>mm</p>	<p><i>modelo patentado</i> <b>REF: CR-48</b></p>  <p><i>medidas: 155x60mm</i> <math>\Phi 16</math>mm</p>















<p><i>REF: CR-25</i></p>  <p><i>medidas: 200x100mm Ø18 y 20mm</i></p>	<p><i>REF: MA-26</i></p>  <p><i>medidas: 94x46mm Ø25mm</i></p>	<p><i>REF: MA-27</i></p>  <p><i>medidas: 16x33mm □14, 16 y 18mm</i></p>	<p><i>modelo patentado REF: MA-28</i></p>  <p><i>medidas: 60x40mm □16mm</i></p>
<p><i>modelo patentado REF: MA-29</i></p>  <p><i>medidas: 34x40mm □16mm</i></p>	<p><i>modelo patentado REF: MA-30</i></p>  <p><i>medidas: 100x40mm □16mm</i></p>	<p><i>modelo patentado REF: MA-31</i></p>  <p><i>medidas: 110x42mm Ø16mm</i></p>	<p><i>modelo patentado REF: MA-32</i></p>  <p><i>medidas: 56x38mm Ø16mm</i></p>
<p><i>modelo patentado REF: MA-33</i></p>  <p><i>medidas: 150x38mm Ø16mm</i></p>	<p><i>modelo patentado REF: MA-34</i></p>  <p><i>medidas: 120x49mm Ø16 y 18mm</i></p>	<p><i>modelo patentado REF: MA-35</i></p>  <p><i>medidas: 68x49mm Ø16 y 18mm</i></p>	<p><i>modelo patentado REF: MA-36</i></p>  <p><i>medidas: 175x49mm Ø16 y 18mm</i></p>




<p><i>REF: MA-13</i></p>  <p><i>medidas: 190x35mm</i> <math>\Phi 16\text{mm}</math></p>	<p><i>REF: MA-14</i></p>  <p><i>medidas: 110x40mm</i> <math>\Phi 16\text{mm}</math></p>	<p><i>REF: MA-15</i></p>  <p><i>medidas: 60x30mm</i> <math>\Phi 16\text{mm}</math></p>	<p><i>REF: MA-16</i></p>  <p><i>medidas: 155x30mm</i> <math>\Phi 16\text{mm}</math></p>
<p><i>REF: MA-17</i></p>  <p><i>perno recto o inclinado para escaleras</i></p> <p><i>medidas: 105x38mm</i> <math>\Phi 16\text{mm}</math></p>	<p><i>REF: CA-18</i></p> <p><i>candileja para escalera volada</i></p>  <p><i>medidas: 130x83mm</i> <math>\Phi 16\text{mm}</math></p>	<p><i>REF: MA-19</i></p>  <p><i>medidas: 135x42mm</i> <math>\Phi 16\text{mm}</math></p>	<p><i>REF: MA-20</i></p>  <p><i>medidas: 75x35mm</i> <math>\Phi 16\text{mm}</math></p>
<p><i>REF: MA-21</i></p>  <p><i>medidas: 175x35mm</i> <math>\Phi 16\text{mm}</math></p>	<p><i>REF: CR-22</i></p>  <p><i>medidas: 165x60mm</i> <math>\Phi 16\text{mm}</math></p>	<p><i>REF: MA-23</i></p>  <p><i>medidas: 152x45mm</i> <math>\Phi 16, 18 \text{ y } 20\text{mm}</math></p>	<p><i>REF: MA-24</i></p>  <p><i>medidas: 80x45mm</i> <math>\Phi 16, 18 \text{ y } 20\text{mm}</math></p>



<p><i>REF: MA-48</i></p>  <p><i>medidas: 39x49mm Ø18 y 20mm</i></p>	<p><i>REF: MA-49</i></p>  <p><i>medidas: 180x58mm Ø16mm medidas: 200x70mm Ø18mm</i></p>	<p><i>REF: MA-50</i></p>  <p><i>medidas: 73x46mm Ø16 y 18mm</i></p>	<p><i>REF: MA-51</i></p> <p><i>pieza para enlazar la lágrima LG-10</i></p>  <p><i>medidas: 200x44mm Ø16 y 18mm</i></p>
<p><i>REF: MA-52</i></p>  <p><i>medidas: 150x45mm Ø16 y 18mm</i></p>	<p><i>REF: MA-53</i></p>  <p><i>medidas: 80x40mm Ø16 y 18mm</i></p>	<p><i>REF: CR-54</i></p>  <p><i>medidas: 200x70mm Ø16 y 18mm</i></p>	<p><i>REF: MA-55</i></p>  <p><i>medidas: 45x63mm □ 25mm medidas: 45x70mm □ 30mm</i></p>
<p><i>REF: MA-56</i></p>  <p><i>medidas: 120x70mm □ 25mm</i></p>	<p><i>REF: MA-57</i></p>  <p><i>medidas: 50x55mm □ 25mm</i></p>	<p><i>REF: MA-58</i></p>  <p><i>medidas: 290x65mm □ 25mm</i></p>	<p><i>REF: MA-59</i></p>  <p><i>medidas: 100x55mm □ 22mm</i></p>



<p>REF: RE-13</p>  <p>medidas: 33x18mm</p>	<p>REF: RE-14</p>  <p>medidas: 60x60mm</p>	<p>REF: RE-15</p>  <p>medidas: 160x25mm interior: 80mm</p>	<p>REF: RE-15 CIEGO</p>  <p>medidas: 160x25mm interior: 80mm medidas: 180x25mm interior: 100mm</p>
<p>REF: RE-16</p>  <p>medidas: 160x25mm interior: 80mm medidas: 180x25mm interior: 100mm</p>	<p>REF: RE-17</p>  <p>medidas: 135x150mm interior: Ø 90mm</p>	<p>REF: RE-18</p>  <p>medidas: Ø 50mm interior: Ø 10mm</p>	<p>REF: RE-19</p>  <p>medidas: Ø 60mm interior: 16mm</p>
<p>REF: RE-20</p>  <p>medidas: 330x105mm Ø 48mm</p>	<p>REF: RE-21</p>  <p>medidas: 115x43mm interior: 16mm</p>	<p>REF: RE-22</p>  <p>medidas: Ø 30mm</p>	<p>REF: RE-23</p>  <p>medidas: 90x70mm</p>





<p><i>REF: MA-60</i></p>  <p><i>medidas: 340x70mm</i></p>	<p><i>REF: MA-61</i></p>  <p><i>medidas: 145x65mm</i> <math>\varnothing 20mm</math></p>	<p><i>REF: CA-62</i></p>  <p><i>medidas: 120x120mm</i> <math>\varnothing 20mm</math></p>	<p><i>REF: MA-63</i></p>  <p><i>medidas: 55x50mm</i> <math>\varnothing 16mm</math></p>
<p><i>REF: MA-64</i></p>  <p><i>medidas: 40x40mm</i> <math>\square 16mm</math></p>	<p><i>REF: MA-65</i></p>  <p><i>medidas: 20x40mm</i> <math>\square 16mm</math></p>	<p><i>REF: MA-66</i></p>  <p><i>medidas: 155x40mm</i> <math>\varnothing 16mm</math></p>	<p><i>REF: MA-67</i></p>  <p><i>medidas: 85x40mm</i> <math>\varnothing 16mm</math></p>
<p><i>REF: MA-68</i></p>  <p><i>medidas: 20x35mm</i> <math>\varnothing 14</math> y <math>16mm</math></p>	<p><i>REF: CR-69</i></p>  <p><i>medidas: 90x90mm</i> <math>\varnothing 16, 18</math> y <math>20mm</math></p>	<p><i>REF: MA-70</i></p>  <p><i>medidas: 150x55mm</i> <math>\varnothing 16, 18</math> y <math>20mm</math></p>	<p><i>REF: MA-71</i></p>  <p><i>medidas: 80x55mm</i> <math>\varnothing 16, 18</math> y <math>20mm</math></p>



<p>REF: RE-01</p>  <p>medidas: <math>\varnothing</math> 40mm interior: <math>\varnothing</math> 16mm</p>	<p>REF: RE-02</p>  <p>medidas: 50x35mm <math>\varnothing</math> 16mm</p>	<p>REF: RE-03</p>  <p>medidas: 90x50mm <math>\varnothing</math> 16mm</p>	<p>REF: RE-04</p>  <p>medidas: 125x68mm <math>\varnothing</math> 16mm</p>
<p>REF: RE-05</p>  <p>medidas: 140x100mm <math>\varnothing</math> 16mm</p>	<p>REF: RE-06</p>  <p>medidas: 80x<math>\varnothing</math> 50mm <math>\square</math> 16mm</p>	<p>REF: RE-07</p>  <p>medidas: 80x<math>\varnothing</math> 70mm <math>\varnothing</math> 16mm</p>	<p>REF: RE-08</p>  <p><math>\varnothing</math> 58mm</p> <p>medidas: 170x<math>\varnothing</math> 100mm</p>
<p>REF: RE-09</p>  <p>medidas: <math>\varnothing</math> 80mm 190x<math>\varnothing</math> 110mm</p>	<p>REF: RE-10</p>  <p>dos medidas: 310x<math>\varnothing</math> 200mm y 160x<math>\varnothing</math> 100mm</p>	<p>REF: RE-11</p>  <p>medidas: 70x40mm</p>	<p>REF: RE-12</p> <p>capitel para puertas de cuarterones</p>  <p>medidas: 45x60mm</p>



<p><i>REF: RE-24</i></p>  <p><i>medidas: 128x70mm</i></p>	<p><i>REF: RE-25</i></p>  <p><i>medidas: 120x100mm</i></p>	<p><i>REF: RE-26</i></p>  <p><i>medidas: 65x27mm</i></p>	<p><i>modelo patentado</i> <i>REF: RE-27</i></p>  <p><i>medidas: 200x90mm</i></p>
<p><i>modelo patentado</i> <i>REF: RE-28</i></p>  <p><i>medidas: 170x70mm</i></p>	<p><i>modelo patentado</i> <i>REF: RE-29</i></p>  <p><i>medidas: 200x95mm</i></p>	<p><i>modelo patentado</i> <i>REF: RE-30</i></p>  <p><i>medidas: 200x95mm</i></p>	<p><i>REF: RE-31</i></p>  <p><i>medidas: 360x300mm</i> <i>interior: Ø 160mm</i></p>
<p><i>REF: RE-32</i></p>  <p><i>medidas: 155x145mm</i></p>	<p><i>REF: RE-33</i></p>  <p><i>medidas: 30x22mm</i></p>	<p><i>REF: RE-34</i></p>  <p><i>medidas: 35x17mm</i></p>	<p><i>REF: RE-35</i></p>  <p><i>medidas: 37x20mm</i></p>



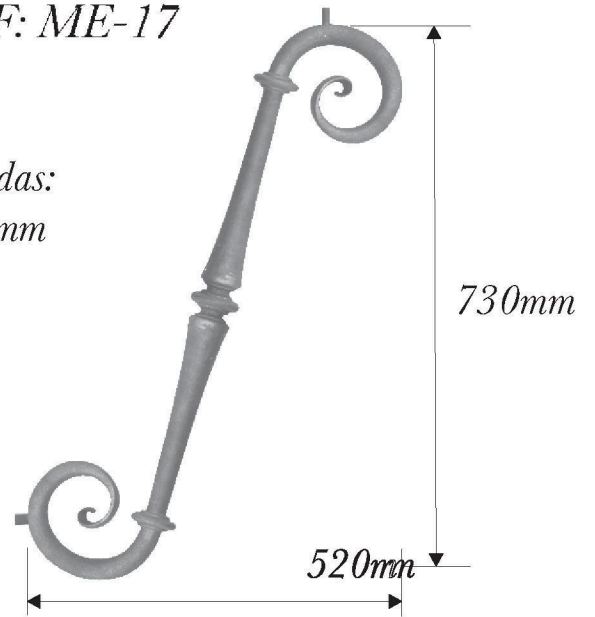
REF: ME-16

medidas:  
500x165mm



REF: ME-17

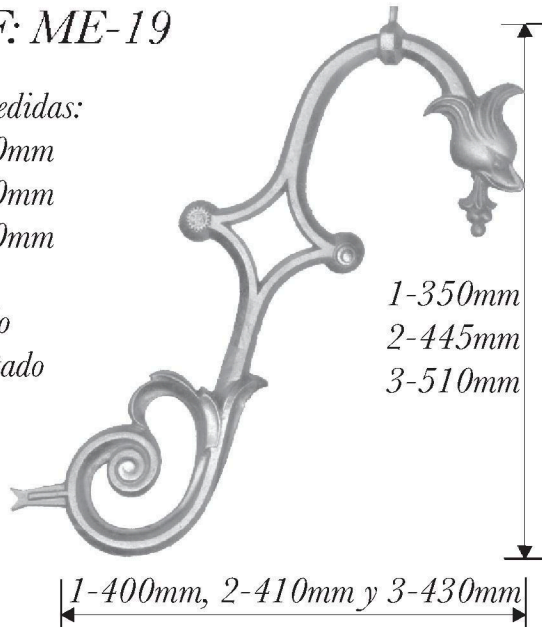
medidas:  
800mm



REF: ME-19

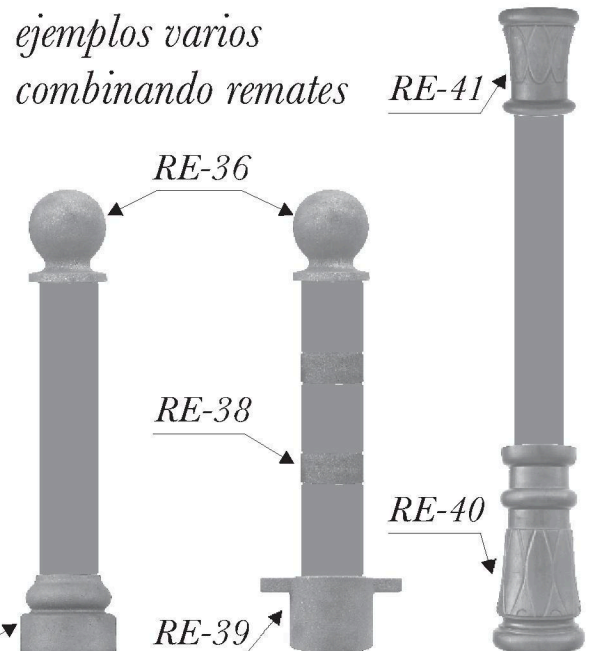
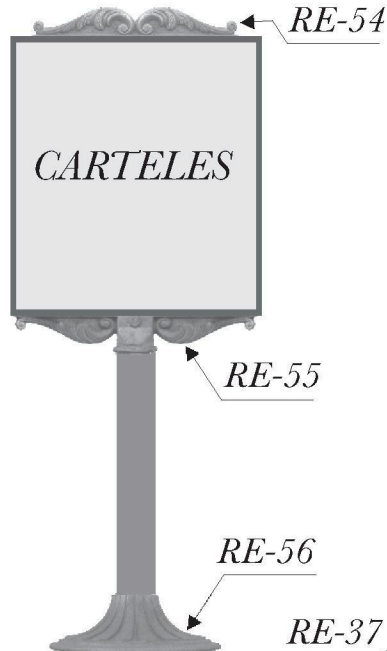

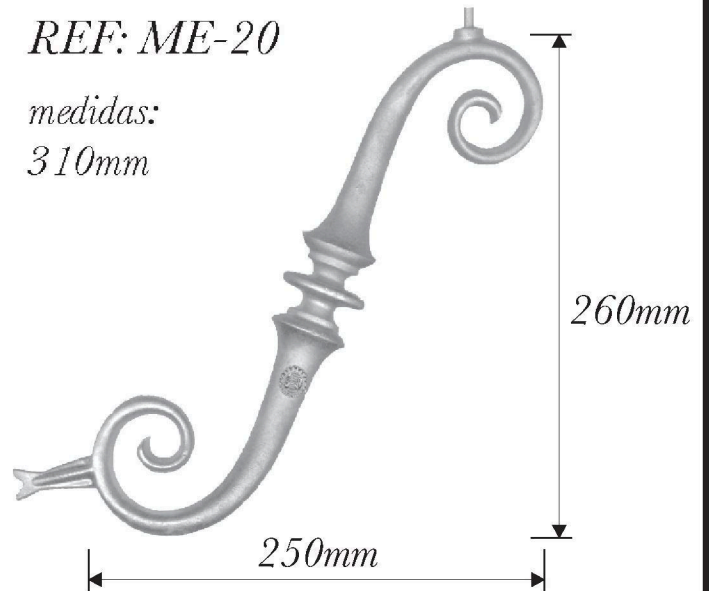
tres medidas:  
1-420mm  
2-480mm  
3-570mm

modelo  
patentado



REF: ME-20

medidas:  
310mm





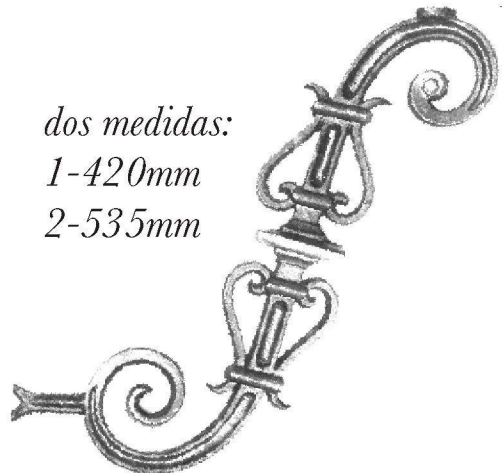


ejemplos varios  
combinando remates



<p><i>REF: RE-36</i></p>  <p>dos medidas: <math>\varnothing</math> 68mm y <math>\varnothing</math> 74mm medidas: 120x100mm</p>	<p><i>REF: RE-37</i></p>  <p>medidas: 100x125mm interior: <math>\varnothing</math> 75mm</p>	<p><i>REF: RE-38</i></p>  <p>medidas: 40x85mm interior: <math>\varnothing</math> 80mm</p>	<p><i>REF: RE-39</i></p>  <p>medidas: 90x110mm interior: <math>\varnothing</math> 80mm</p>
<p><i>REF: RE-40</i></p>  <p>medidas: 310x145mm interior: <math>\varnothing</math> 75mm</p>	<p><i>REF: RE-41</i></p>  <p>medidas: 165x125mm interior: <math>\varnothing</math> 75mm</p>	<p><i>REF: RE-42</i></p>  <p>encastre: <math>\varnothing</math> 160mm pasante: <math>\varnothing</math> 120mm medidas: 240x320mm</p>	<p><i>REF: RE-43</i></p>  <p>medidas: 200x270mm interior: <math>\square</math> 120mm</p>
<p><i>REF: RE-44</i></p>  <p>medidas: 70x37mm</p>	<p>modelo patentado <i>REF: RE-45</i></p>  <p>medidas: 200x110mm</p>	<p>modelo patentado <i>REF: RE-46</i></p>  <p><math>\varnothing</math> 109mm medidas: 200x125mm</p>	<p>modelo patentado <i>REF: RE-47</i></p>  <p><math>\varnothing</math> 143mm medidas: 170x185mm</p>



<p><i>REF: RE-48</i></p>  <p><i>medidas: 16x30mm</i> <i>interior: Ø 5mm</i></p>	<p><i>REF: RE-49</i></p>  <p><i>medidas: 17x25mm</i> <i>interior: Ø 5mm</i></p>	<p><i>REF: RE-50</i></p>  <p><i>medidas: 30x40mm</i></p>	<p><i>REF: RE-51</i></p>  <p><i>medidas: 40x47mm</i></p>
<p><i>REF: RE-52</i></p>  <p><i>medidas: 55x50mm</i> <i>interior: Ø 12mm</i></p>	<p><i>REF: RE-53</i></p>  <p><i>medidas: 45x50mm</i> <i>interior: Ø 10mm</i></p>	<p><i>REF: RE-54</i></p>  <p><i>medidas: 75x485mm</i></p>	
<p><i>REF: RE-56</i></p>  <p><i>medidas: 130x400mm</i> <i>interior: Ø 90mm</i></p>		<p><i>REF: ME-15</i></p>  <p><i>dos medidas:</i> <i>1-420mm</i> <i>2-535mm</i></p> <p><i>1-360mm</i> <i>2-460mm</i></p> <p><i>Ø 81mm</i></p> <p><i>15</i></p>	

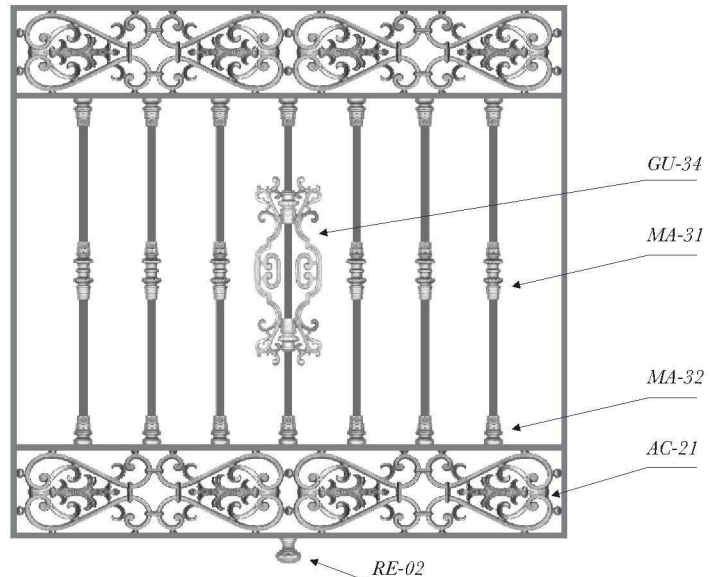
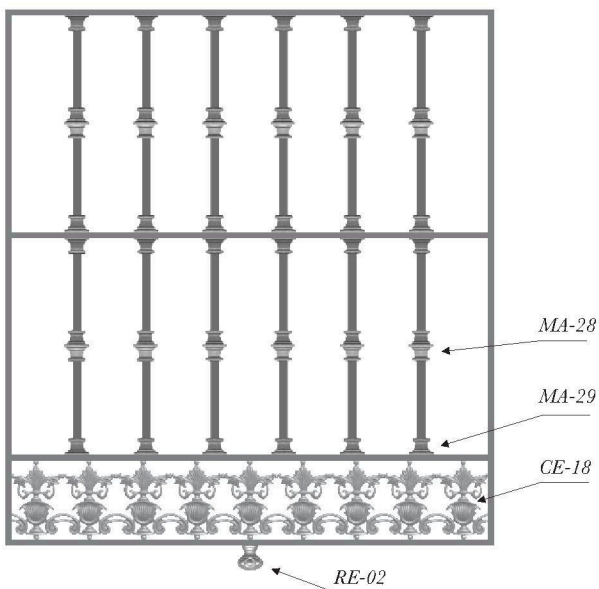
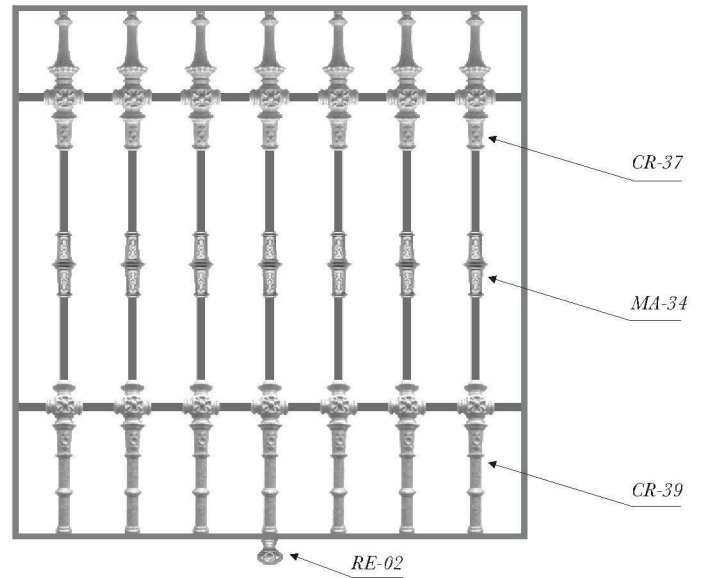
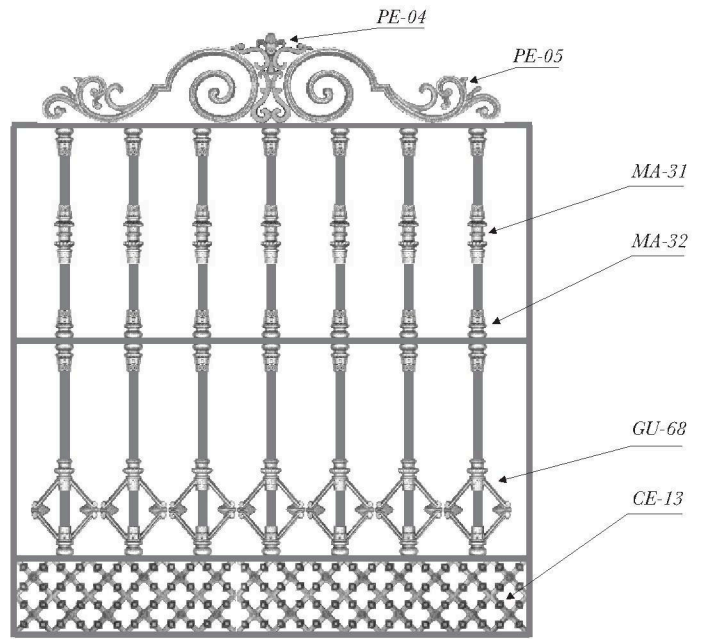
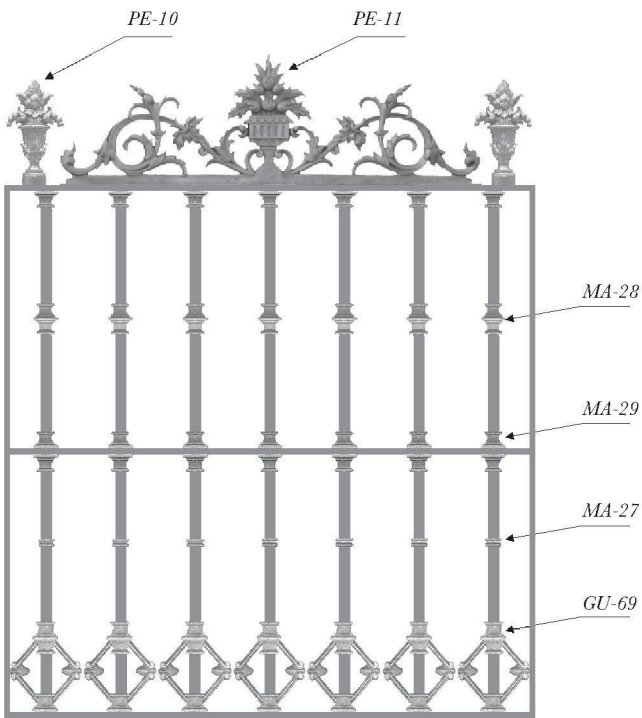


REF: CO-10




medidas: 140x505mm

ejemplos  
de rejas



REF: PE-01



medidas: 160x290mm

REF: PE-02




medidas: 170x195mm

REF: PE-03




medidas: 130x420mm

REF: PE-04




medidas: 190x160mm

modelo patentado  
REF: PE-05



medidas: 150x425mm

REF: PE-06



medidas: 65x200mm

REF: PE-07



medidas: 265x445mm

REF: PE-08

hoja partes  
rectas



dos medidas:  
140x150mm y 170x155mm

REF: PE-09

hoja  
esquinas



dos medidas:  
200x150mm y 270x210mm

modelo patentado  
REF: PE-10



medidas: 200x110mm

REF: PE-11

modelo patentado



medidas: 250x800mm





REF: PE-12

modelo patentado



medidas: 200x340mm

REF: PE-13

modelo patentado



medidas: 160x160mm

izquierda

derecha

ambas piezas son planas por detrás para poder colocarlas sobre planos

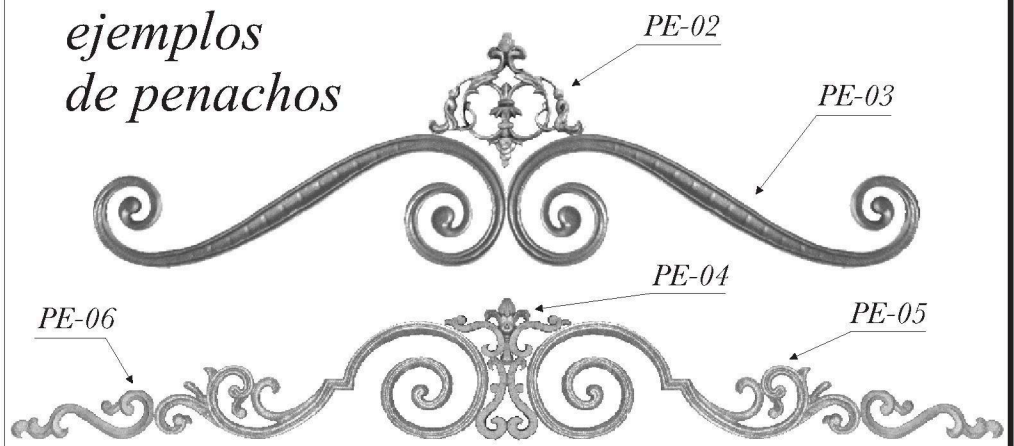
REF: PE-14



modelo patentado

medidas: 160x160mm

ejemplos de penachos



REF: LG-07




medidas: 125x85mm

REF: LG-08




medidas: 110x70mm

REF: LG-09



medidas: 125x90mm

REF: LG-10



medidas: 240x115mm

REF: LG-11



medidas: 125x110mm

REF: LG-12



medidas: 150x120mm



**REF: CO-01**



*medidas: 140x510mm*

**REF: CO-02**




*medidas: 110x440mm*

**REF: CO-03**



*medidas: 110x595mm*

**REF: CO-04**



*medidas: 170x490mm*

**REF: CO-05**



*medidas: 130x615mm*

**REF: CO-06**



*medidas: 70x480mm*

**REF: CO-07**

*izquierda*

*derecha*




*medidas de ingletes: 120x450mm*

*medidas recta: 120x420mm*

**REF: CO-08**

*izquierda*

*derecha*



*dos medidas de ingletes:  
100x380mm y 100x660mm*

*dos medidas recta:  
100x410mm y 100x615mm*

**REF: CO-09**

*izquierda*

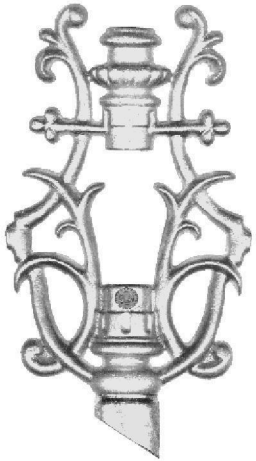

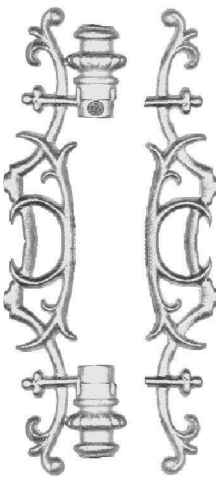
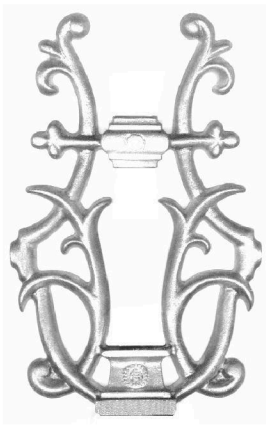
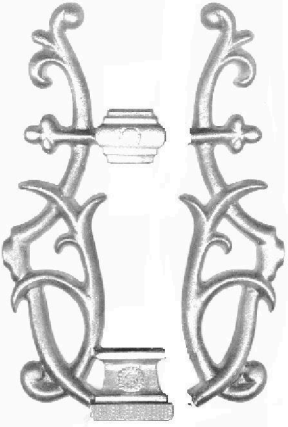


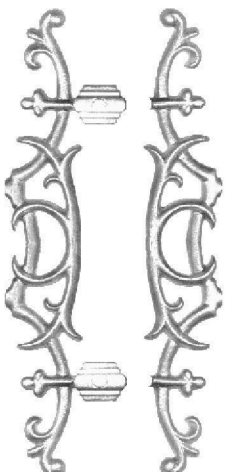
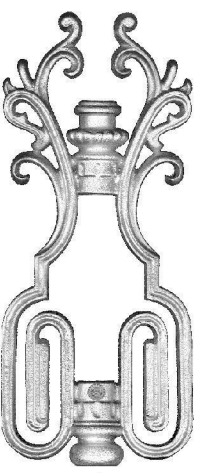
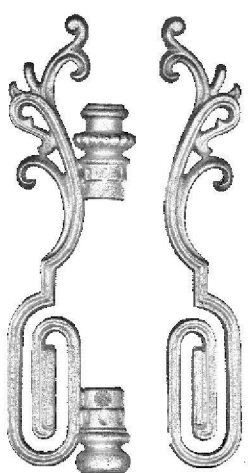
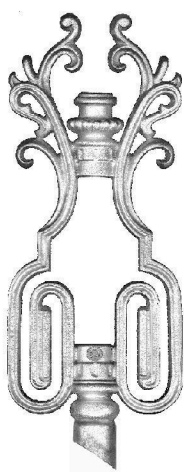

*derecha*



*medidas ingletes: 130x740mm*

*medidas recta: 130x625mm*



<p>modelo patentado <b>REF: GU-13</b></p>  <p>medidas: 225x125mm Ø16mm <i>pieza para escalera</i></p>	<p>modelo patentado <b>REF: GU-14</b></p>  <p>medidas: 305x125mm Ø16mm</p>	<p>modelo patentado <b>REF: GU-15</b></p>  <p><i>pieza separada en dos partes para formar la esquina de GU-14</i></p>	<p>modelo patentado <b>REF: GU-16</b></p>  <p>medidas: 195x125mm □16mm</p>
<p>modelo patentado <b>REF: GU-17</b></p>  <p><i>pieza separada en dos partes para formar la esquina de GU-16</i></p>	<p>modelo patentado <b>REF: GU-18</b></p>  <p>medidas: 225x125mm □16mm <i>pieza para escalera</i></p>	<p>modelo patentado <b>REF: GU-19</b></p>  <p>medidas: 305x125mm □16mm</p>	<p>modelo patentado <b>REF: GU-20</b></p>  <p><i>pieza separada en dos partes para formar la esquina de GU-19</i></p>
<p>modelo patentado <b>REF: GU-21</b></p>  <p>medidas: 295x130mm Ø16mm</p>	<p>modelo patentado <b>REF: GU-22</b></p>  <p><i>pieza separada en dos partes para formar la esquina de GU-21</i></p>	<p>modelo patentado <b>REF: GU-23</b></p>  <p>medidas: 335x130mm Ø16mm <i>pieza para escalera</i></p>	<p>modelo patentado <b>REF: GU-24</b></p>  <p>medidas: 480x130mm Ø16mm</p>



<p><i>REF: LA-01</i></p>  <p><i>medidas: 130x70mm Ø16mm y 16mm</i></p>	<p><i>REF: LA-02</i></p>  <p><i>medidas: 150x55mm Ø16mm</i></p>	<p><i>REF: LA-03</i></p>  <p><i>medidas: 190x75mm Ø16mm y plana</i></p>	<p><i>REF: LA-04</i></p>  <p><i>medidas: 180x60mm Ø16mm medidas: 240x80mm Ø18, 20 y 22mm</i></p>
<p><i>REF: LA-05</i></p>  <p><i>medidas: 180x60mm Ø16mm y 16mm</i></p>	<p><i>REF: LA-06</i></p>  <p><i>medidas: 220x95mm 20x8mm</i></p>	<p><i>REF: LA-07</i></p>  <p><i>medidas: 240x110mm Ø16, 18 y 20mm</i></p>	<p><i>REF: LA-08</i></p>  <p><i>medidas: 260x100mm</i></p>
<p><i>REF: LA-09</i></p>  <p><i>medidas: 300x70mm</i></p>	<p><i>REF: LA-10</i></p>  <p><i>medidas: 180x70mm</i></p>	<p><i>REF: LA-11</i></p>  <p><i>medidas: 195x80mm Ø16mm</i></p>	<p><i>REF: LA-12</i></p>  <p><i>medidas: 280x105mm Ø16mm</i></p>



REF: LA-13



medidas: 450x100mm  
 Ø20mm

REF: LA-14



medidas: 200x85mm  
 Ø16, 18 y 20mm

REF: LA-15



medidas: 240x90mm  
 Ø16 y 18mm

modelo patentado  
 REF: LA-16




medidas: 220x70mm  
 Ø16 y 18mm

REF: LA-17

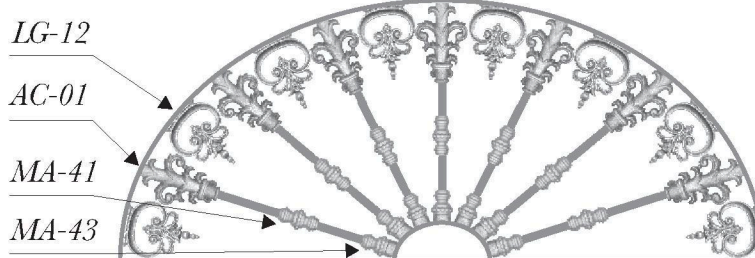


medidas: 270x130mm  
 □18mm


REF: LA-18



medidas: 310x170mm

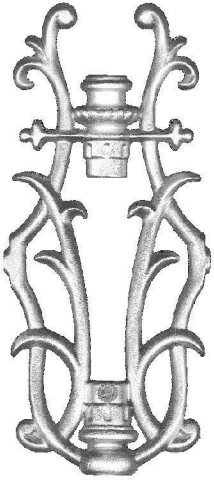


ejemplo de cancela



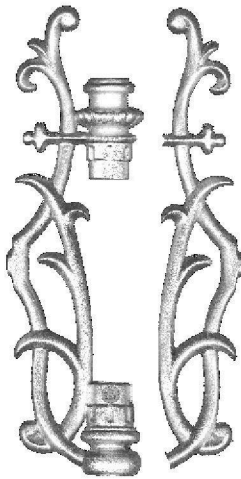


modelo patentado  
**REF: GU-01**



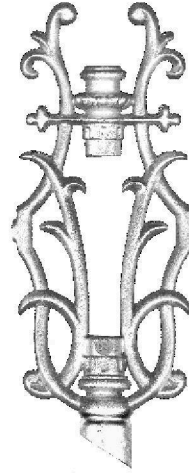
medidas: 280x130mm  
Ø 16mm

modelo patentado  
**REF: GU-02**



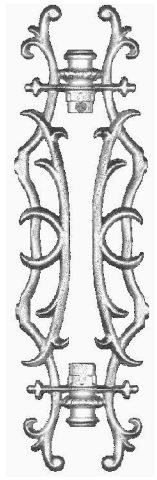
pieza separada en dos partes  
para formar la esquina de GU-1

modelo patentado  
**REF: GU-03**



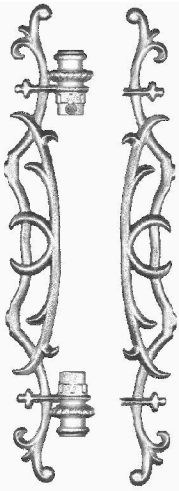
medidas: 310x130mm  
Ø 16mm pieza para escalera

modelo patentado  
**REF: GU-04**



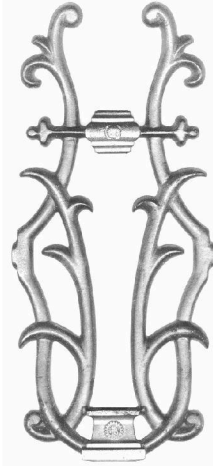
medidas: 450x130mm  
Ø 16mm

modelo patentado  
**REF: GU-05**



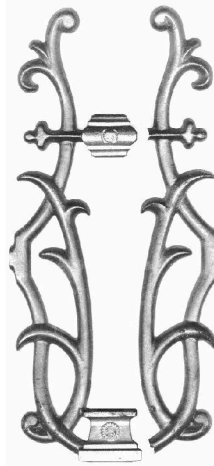
pieza separada en dos partes  
para formar la esquina de GU-4

modelo patentado  
**REF: GU-06**



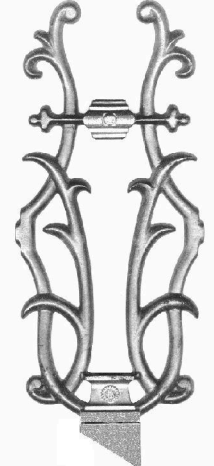
medidas: 280x130mm  
□ 16mm

modelo patentado  
**REF: GU-07**



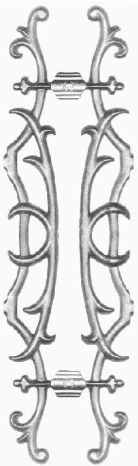
pieza separada en dos partes  
para formar la esquina de GU-6

modelo patentado  
**REF: GU-08**



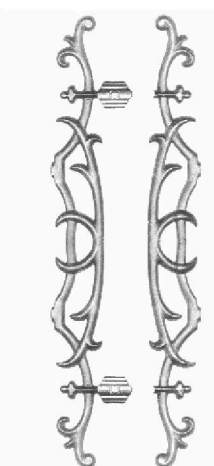
medidas: 310x130mm  
□ 16mm pieza para escalera

modelo patentado  
**REF: GU-09**




medidas: 450x130mm  
□ 16mm

modelo patentado  
**REF: GU-10**



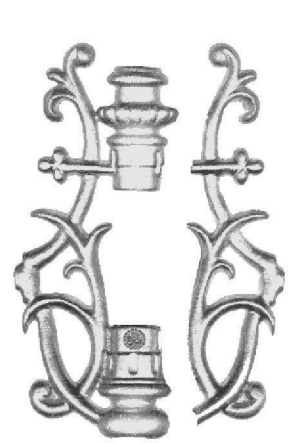
pieza separada en dos partes  
para formar la esquina de GU-9

modelo patentado  
**REF: GU-11**




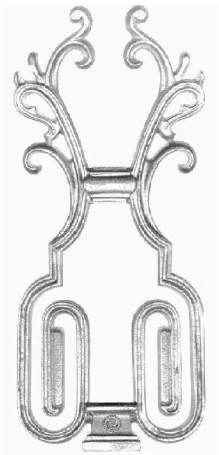
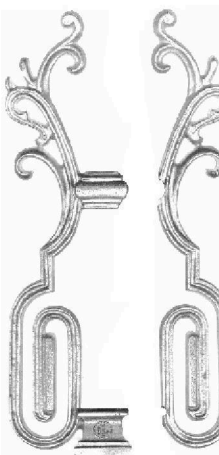
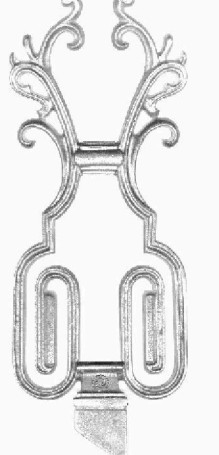

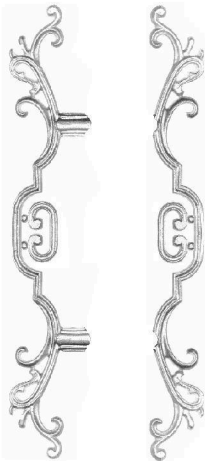

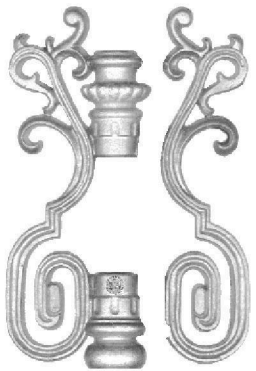


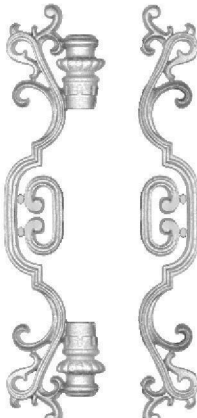
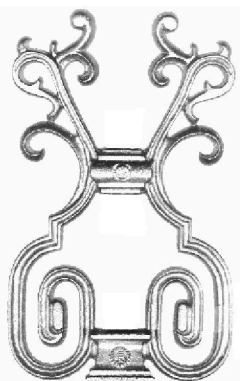
medidas: 195x125mm  
Ø 16mm

modelo patentado  
**REF: GU-12**








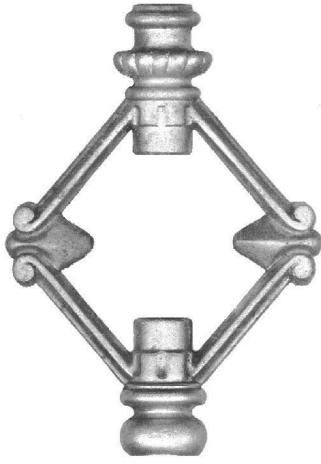






pieza separada en dos partes  
para formar la esquina de GU-11



<p>modelo patentado <b>REF: GU-25</b></p>  <p>pieza separada en dos partes para formar la esquina de GU-24</p>	<p>modelo patentado <b>REF: GU-26</b></p>  <p>medidas: 295x130mm □ 16mm</p>	<p>modelo patentado <b>REF: GU-27</b></p>  <p>pieza separada en dos partes para formar la esquina de GU-26</p>	<p>modelo patentado <b>REF: GU-28</b></p>  <p>medidas: 335x130mm □ 16mm pieza para escalera</p>
<p>modelo patentado <b>REF: GU-29</b></p>  <p>medidas: 480x130mm □ 16mm</p>	<p>modelo patentado <b>REF: GU-30</b></p>  <p>pieza separada en dos partes para formar la esquina de GU-29</p>	<p>modelo patentado <b>REF: GU-31</b></p>  <p>medidas: 210x130mm Ø 16mm</p>	<p>modelo patentado <b>REF: GU-32</b></p>  <p>pieza separada en dos partes para formar la esquina de GU-31</p>
<p>modelo patentado <b>REF: GU-33</b></p>  <p>medidas: 250x130mm Ø 16mm pieza para escalera</p>	<p>modelo patentado <b>REF: GU-34</b></p>  <p>medidas: 360x130mm Ø 16mm</p>	<p>modelo patentado <b>REF: GU-35</b></p>  <p>pieza separada en dos partes para formar la esquina de GU-34</p>	<p>modelo patentado <b>REF: GU-36</b></p>  <p>medidas: 210x130mm □ 16mm</p>

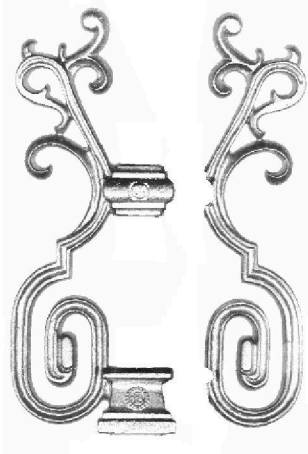


<p><i>REF: GU-61</i></p>  <p><i>medidas: 310x150mm</i>  <math>\square</math> 16mm</p>	<p><i>REF: GU-62</i></p>  <p><i>medidas: 190x140mm</i>  <math>\square</math> 14 y 16mm</p>	<p><i>REF: GU-63</i></p>  <p><i>medidas: 220x170mm</i>  <math>\square</math> 14 y 16mm</p>	<p><i>REF: GU-64</i></p>  <p><i>medidas: 405x195mm</i>  <math>\square</math> 16mm</p>
<p><i>REF: GU-65</i></p>  <p><i>medidas: 340x255mm</i>  <math>\Phi</math> 16mm</p>	<p><i>REF: GU-66</i></p>  <p><i>medidas: 340x130mm</i>  <math>\Phi</math> 16mm</p>	<p><i>REF: GU-67</i></p>  <p><i>medidas: 240x130mm</i>  <math>\Phi</math> 16mm</p>	<p><i>modelo patentado</i>  <i>REF: GU-68</i></p>  <p><i>medidas: 185x135mm</i>  <math>\Phi</math> 16mm</p>
<p><i>modelo patentado</i>  <i>REF: GU-69</i></p>  <p><i>medidas: 185x135mm</i>  <math>\square</math> 16mm</p>	<p><i>REF: GU-70</i></p>  <p><i>medidas: 215x205mm</i>  <math>\square</math> 16mm</p>	<p><i>REF: GU-71</i></p>  <p><i>medidas: 135x150mm</i>  <math>\square</math> 16mm</p>	<p><i>REF: GU-72</i></p>  <p><i>medidas: 340x265mm</i>  <math>\Phi</math> 22mm</p>



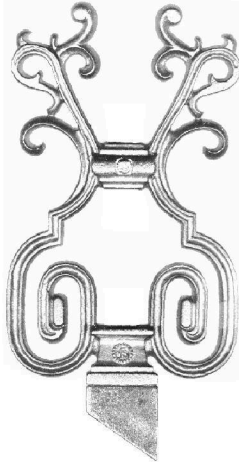


modelo patentado  
**REF: GU-37**



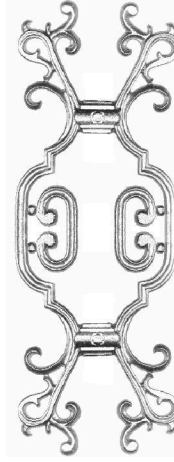
pieza separada en dos partes  
para formar la esquina de GU-36

modelo patentado  
**REF: GU-38**



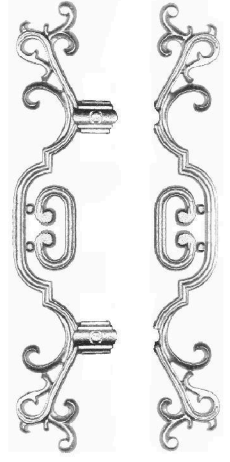
medidas: 250x130mm  
□ 16mm pieza para escalera

modelo patentado  
**REF: GU-39**




medidas: 360x130mm  
□ 16mm

modelo patentado  
**REF: GU-40**




pieza separada en dos partes  
para formar la esquina de GU-39

**REF: GU-41**




medidas: 140x210mm  
□ 16mm

**REF: GU-42**




medidas: 280x210mm  
□ 16mm

**REF: GU-43**




medidas: 140x210mm  
∅ 16mm

**REF: GU-44**




medidas: 280x210mm  
∅ 16mm

**REF: GU-45**



medidas: 170x150mm  
∅ 16mm

**REF: GU-46**




medidas: 190x154mm  
∅ 16mm

**REF: GU-47**















medidas: 290x135mm  
∅ 16mm

**REF: GU-48**




pieza separada en dos partes  
para formar la esquina de GU-47



<p><i>REF: GU-49</i></p>  <p><i>medidas: 380x135mm</i>  <math>\varnothing 16\text{mm}</math></p>	<p><i>REF: GU-50</i></p>  <p><i>pieza separada en dos partes para formar la esquina de GU-49</i></p>	<p><i>REF: GU-51</i></p>  <p><i>medidas: 300x140mm</i>  <math>\varnothing 16\text{mm}</math></p>	<p><i>REF: GU-52</i></p>  <p><i>medidas: 135x235mm</i>  <math>\square 16\text{mm}</math></p>
<p><i>REF: GU-53</i></p>  <p><i>medidas: 240x215mm</i>  <math>\square 16\text{mm}</math></p>	<p><i>REF: GU-54</i></p>  <p><i>medidas: 400x240mm</i>  <math>\square 16\text{mm}</math></p>	<p><i>REF: GU-55</i></p>  <p><i>medidas: 130x235mm</i>  <math>\square 16\text{mm}</math></p>	<p><i>REF: GU-56</i></p>  <p><i>medidas: 240x230mm</i>  <math>\square 16\text{mm}</math></p>
<p><i>REF: GU-57</i></p>  <p><i>medidas: 155x155mm</i>  <math>\square 16\text{mm}</math></p>	<p><i>REF: GU-58</i></p>  <p><i>medidas: 310x155mm</i>  <math>\square 16\text{mm}</math></p>	<p><i>REF: GU-59</i></p>  <p><i>medidas: 155x155mm</i>  <math>\varnothing 16\text{mm}</math></p>	<p><i>REF: GU-60</i></p>  <p><i>medidas: 330x155mm</i>  <math>\varnothing 16\text{mm}</math></p>




REF: GU-73




medidas: 245x200mm  
□ 25mm

REF: GU-74




medidas: 260x125mm  
Ø 16mm

REF: GU-75



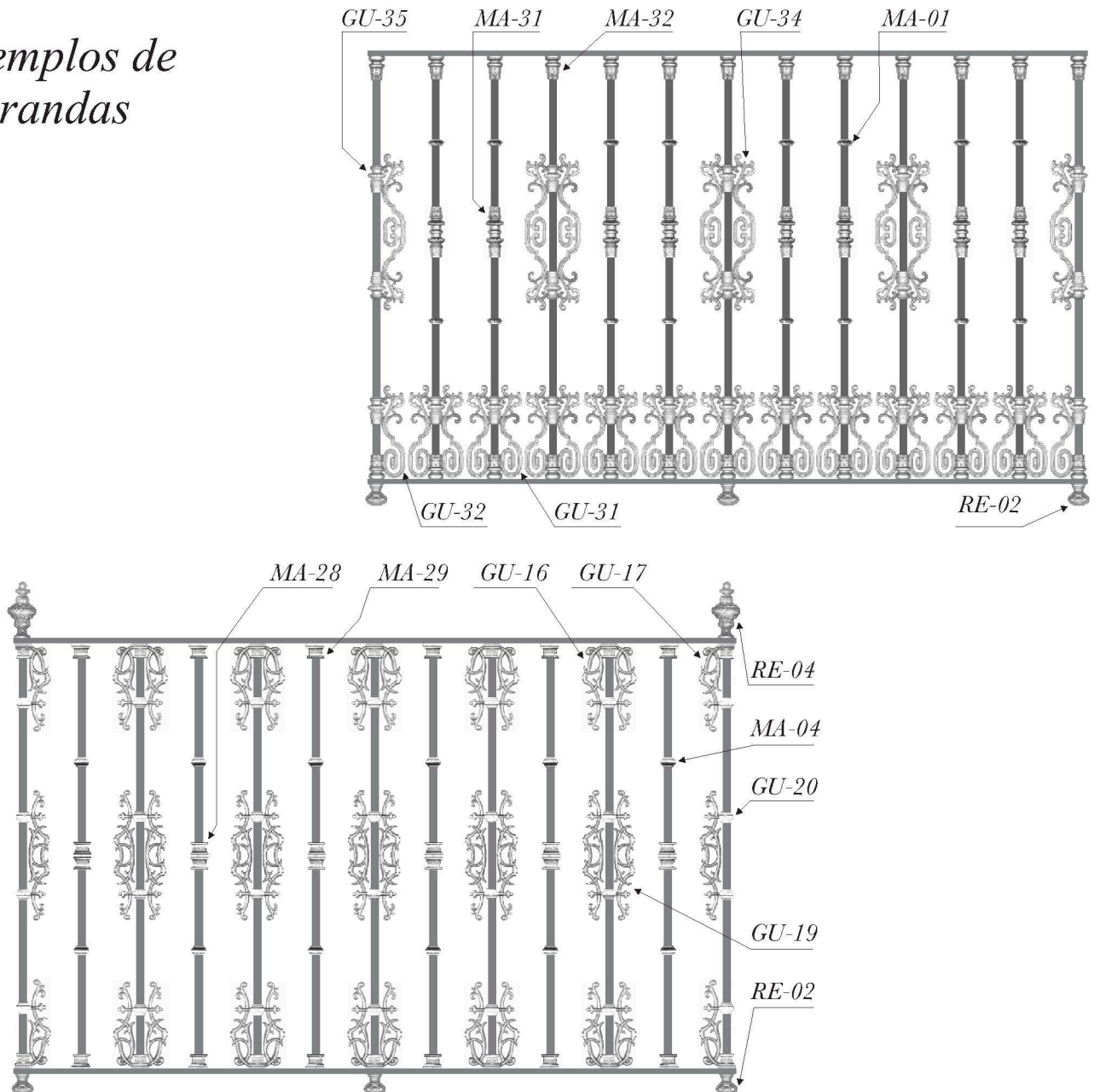
medidas: 220x130mm  
Ø 16mm

modelo patentado  
REF: GU-76




medidas: 195x125mm  
Ø 16, 18 y 20mm

ejemplos de  
barandas

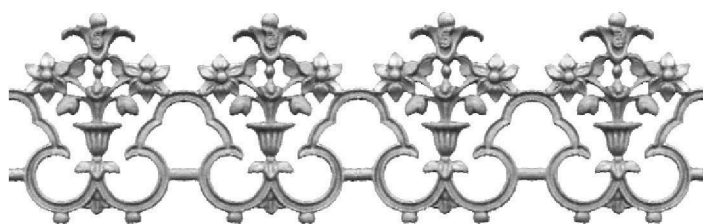


*REF: CE-01*




*medidas: 140x370mm*

*REF: CE-02*



*medidas: 175x550mm*

*REF: CE-03*




*dos medidas: 160x630mm y 160x900mm*

*REF: CE-04*




*medidas: 125x540mm*

*REF: CE-05*




*medidas: 120x550mm*

*REF: CE-06*




*medidas: 175x640mm*

*REF: CE-07*




*medidas: 190x550mm*

*REF: CE-08*



*medidas: 140x570mm*

*REF: CE-09*



*medidas: 170x800mm*

*REF: CE-10*



*medidas: 170x800mm*




*REF: CE-21 modelo patentado*




*medidas: 140x780mm*

*REF: CE-22*



*medidas: 125x750mm*

*REF: CE-23*



*medidas: 165x775mm*

*REF: CE-24 modelo patentado*



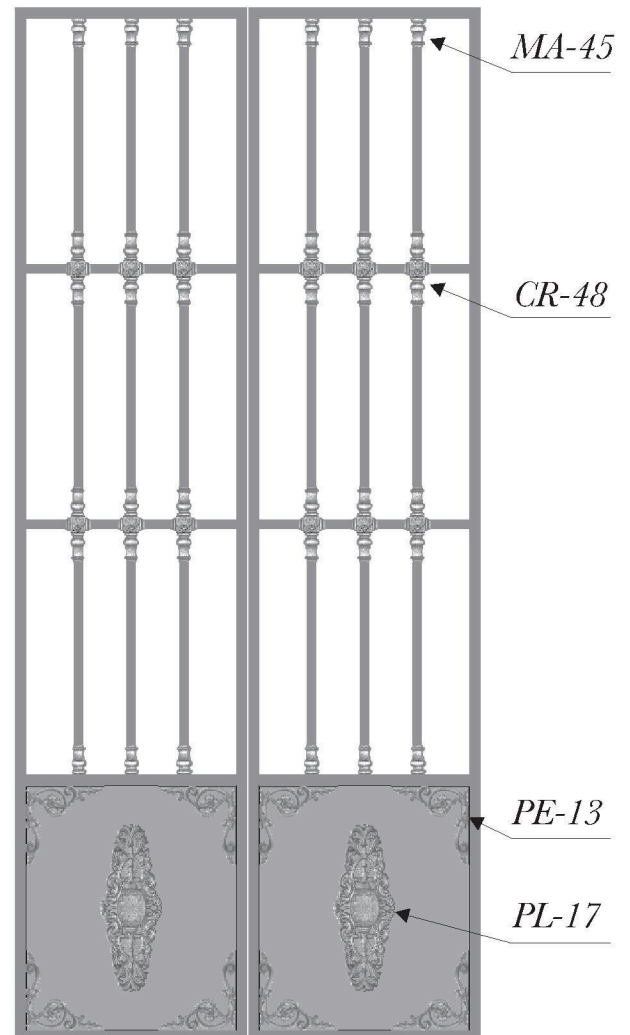
*medidas: 145x940mm*

*REF: CE-25 modelo patentado*




*medidas: 150x935mm*

*ejemplo*



*REF: CE-26 modelo patentado*




*medidas: 195x970mm*

*REF: CE-27*




*medidas: 125x550mm*     $\text{Ø}16\text{mm}$

REF: CE-11




medidas: 210x235mm

REF: CE-12




medidas: 285x110mm

REF: CE-13 modelo patentado



medidas: 140x560mm

REF: CE-14 modelo patentado




medidas: 135x540mm

REF: CE-15



medidas: 150x805mm

REF: CE-16




medidas: 150x805mm

REF: CE-17 modelo patentado




medidas: 155x685mm

REF: CE-18 modelo patentado




medidas: 155x690mm

REF: CE-19 modelo patentado





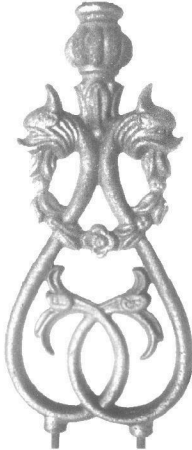







medidas: 150x725mm

REF: CE-20 modelo patentado



medidas: 150x770mm



<p><i>REF: AC-01</i></p>  <p><i>medidas: 160x105mm Ø16 y 18mm</i></p>	<p><i>REF: AC-02</i></p>  <p><i>medidas: 240x130mm Ø16 y 18mm</i></p>	<p><i>REF: AC-03</i></p>  <p><i>medidas: 265x120mm Ø16 y 18mm</i></p>	<p><i>REF: AC-04</i></p>  <p><i>pieza para componer el medio punto</i></p> <p><i>medidas: 510x245mm Ø16mm</i></p>
<p><i>REF: AC-05</i></p>  <p><i>pieza para componer el medio punto</i></p> <p><i>medidas: 380x200mm Ø16mm</i></p>	<p><i>REF: AC-06</i></p>  <p><i>medidas: 465x205mm</i></p>	<p><i>REF: AC-07</i></p>  <p><i>medidas: 310x110mm</i></p>	<p><i>REF: AC-09</i></p>  <p><i>modelo patentado</i></p> <p><i>medidas: 580x165mm</i></p>
<p><i>REF: AC-08</i></p> <p><i>modelo patentado</i></p>  <p><i>medidas: 640x1260mm</i></p>		<p><i>REF: AC-10</i></p>  <p><i>modelo patentado</i></p> <p><i>medidas: 920x165mm</i></p>	




*modelo patentado*  
**REF: AC-11**



*medidas:*  
515x165mm

**REF: AC-12** *modelo patentado*



*medidas:*515x880mm

*modelo patentado*  
**REF: AC-13**




*medidas:*205x130mm  
Ø16mm

*modelo patentado*  
**REF: AC-14**



*medidas:*215x130mm  
Ø16mm

**REF: AC-15**



*medidas:*630x1290mm

**REF: AC-16**



*medidas:*  
560x170mm

**REF: AC-17**



*medidas:*  
995x170mm

**REF: AC-18**



*medidas:*  
995x170mm

**REF: AC-19**



*medidas:*  
500x170mm






REF: PA-01




medidas: 800x280mm

REF: PA-02




dos medidas:  
900x360mm y 600x360mm

REF: PA-03



medidas: 720x270mm

REF: PA-04



medidas: 710x285mm

REF: PA-05




medidas:  
940x210mm

REF: PA-06



medidas:  
1120x135mm

REF: PA-07



modelo patentado  
medidas: 560x560mm

REF: PA-08

modelo patentado



medidas:  
1160x210mm

REF: PA-09

modelo patentado



medidas:  
1160x210mm



REF: PA-10

modelo patentado


medidas:  
930x210mm



REF: PA-11

modelo patentado

medidas:  
900x360mm



REF: PA-12

medidas:  
900x170mm



REF: PA-13

medidas:  
900x170mm



REF: PA-14

medidas:  
1070x170mm



REF: PA-15

medidas:  
1070x170mm



soporte volado



REF: PA-16

modelo patentado

medidas:  
890x200mm



REF: PA-17

modelo patentado

medidas:  
860x200mm



REF: PA-18

modelo patentado

disponible  
también con  
taladro para  
soporte volado

medidas:  
930x185mm






REF: AC-20




medidas:  
500x500mm

modelo patentado  
REF: AC-21



medidas:  
530x165mm

modelo patentado  
REF: AC-22



medidas:  
445x225mm

REF: AC-23



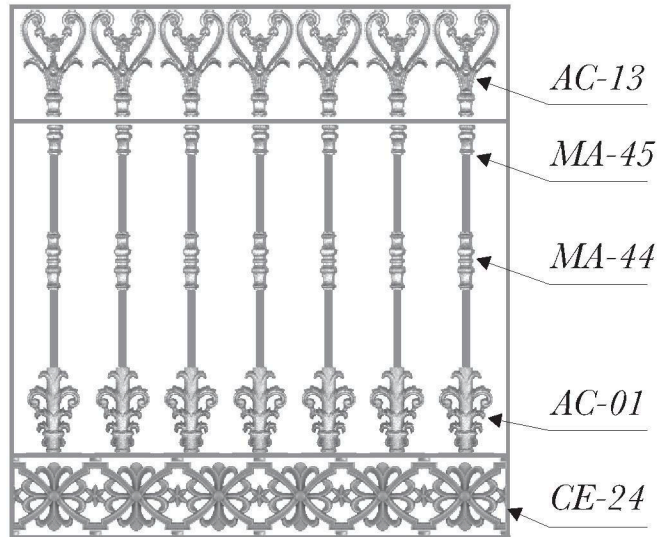
medidas:240x135mm  
Ø20mm

REF: AC-24




medidas:190x115mm  
Ø16mm

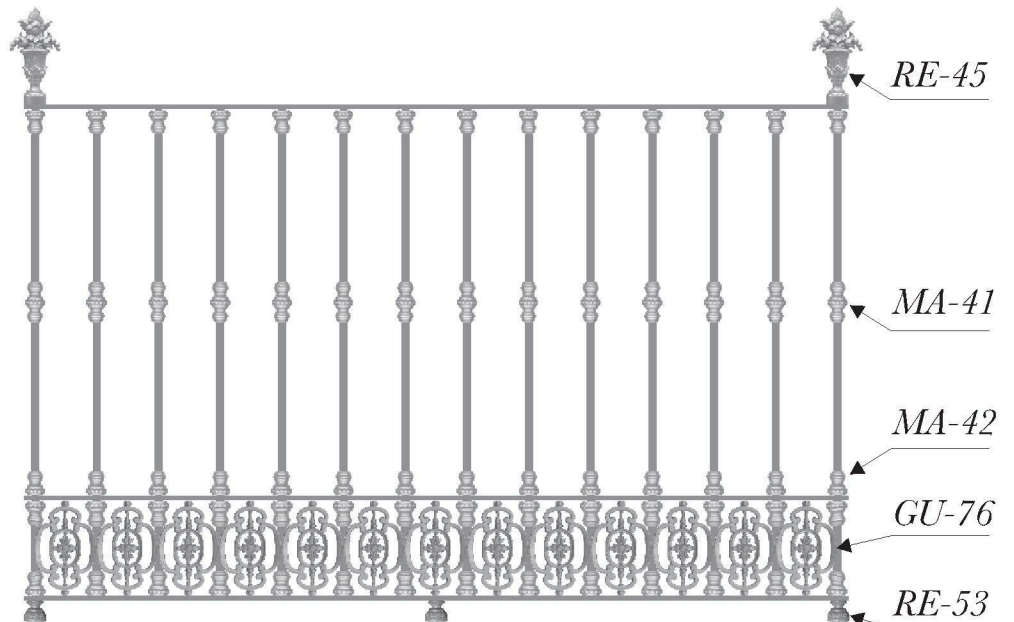
ejemplos



modelo patentado  
REF: AC-25



medidas:210x130mm  
Ø16mm





REF: PA-19




medidas:  
1000x230mm

REF: PA-20



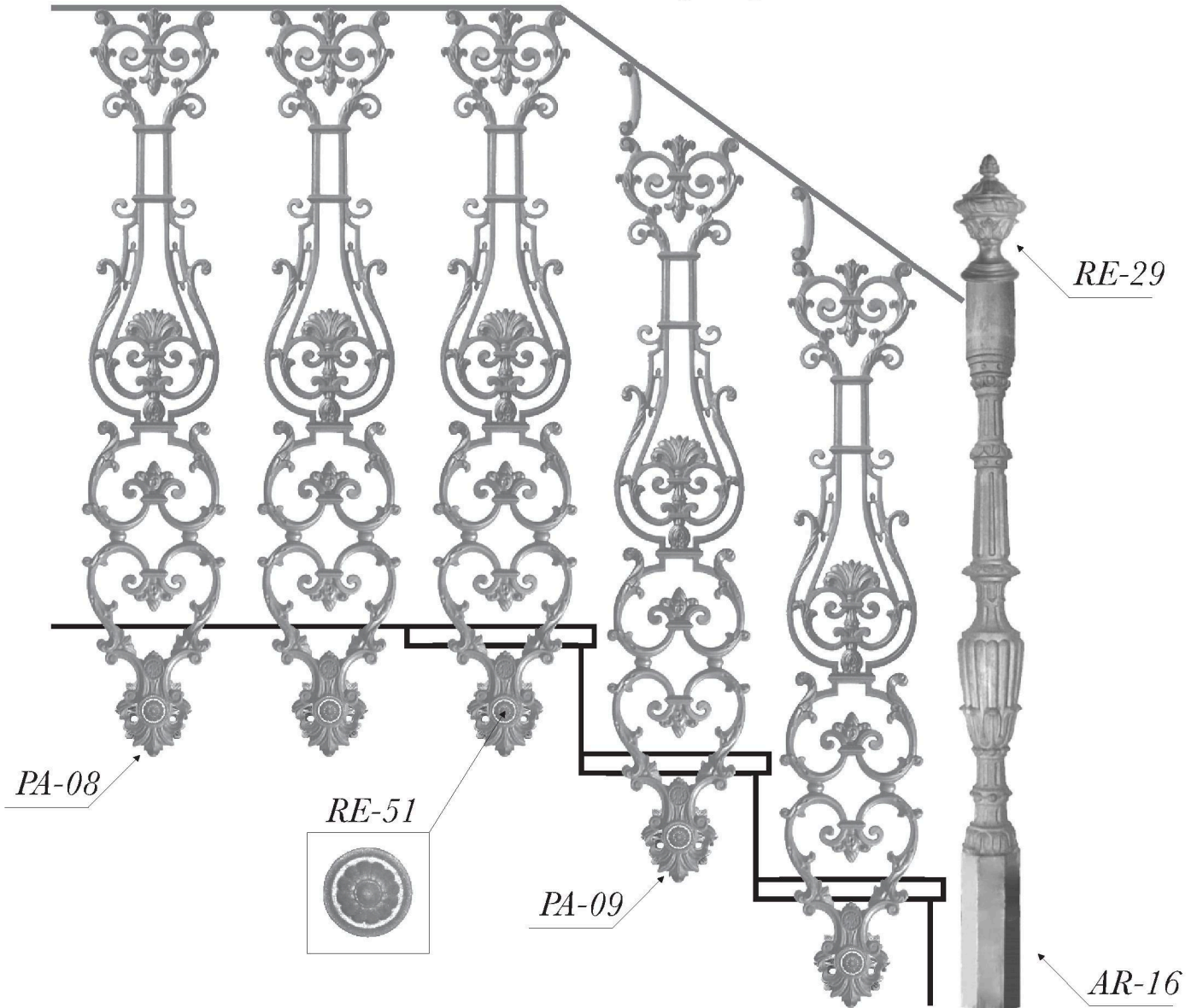
medidas:  
1000x115mm

REF: PA-21



medidas:570x570mm

*ejemplo de escalera volada*





REF: RO-13



medidas:125x125mm

REF: RO-14



medidas:45mm

REF: RO-15



medidas:50mm

REF: RO-16



medidas:55mm

REF: PL-17

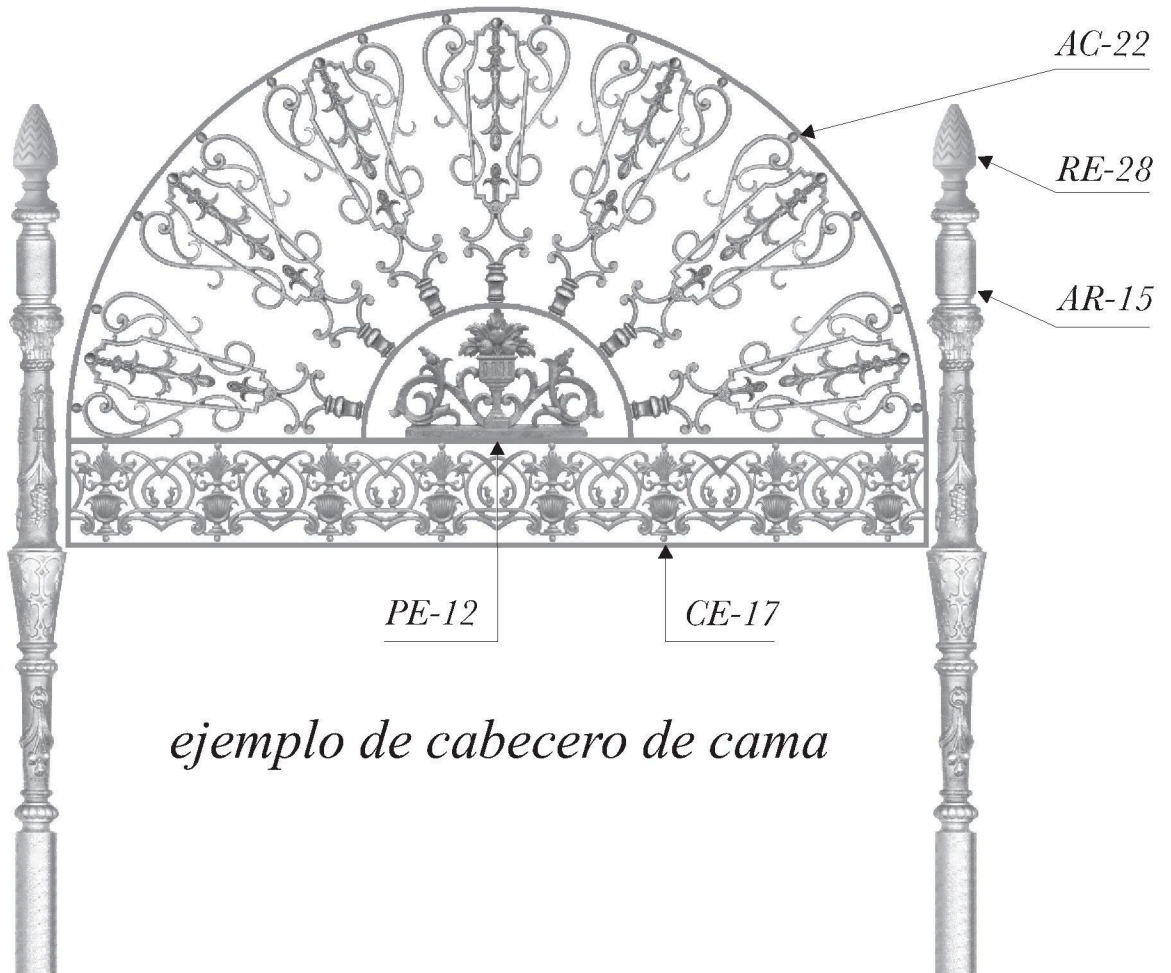


medidas:130x340mm

REF: RO-18












medidas:50x65mm



*ejemplo de cabecero de cama*



<p><i>REF: BA-09</i></p>  <p><i>medidas: 880mm</i></p>	<p><i>REF: BA-10</i></p>  <p><i>medidas: 690mm</i></p>	<p><i>REF: BA-11</i></p>  <p><i>seis medidas: 360mm 490mm 640mm 720mm 850mm y 930mm</i></p>	<p><i>REF: BA-12</i></p>  <p><i>medidas: 870mm</i></p>
<p><i>REF: BA-13</i></p> <p><i>sopORTE volado</i></p>   <p><i>medidas: 1125mm</i></p>	<p><i>REF: BA-14</i></p>  <p><i>medidas: 940mm</i></p>	<p><i>REF: BA-15</i></p>  <p><i>cuatro medidas: 600mm 700mm 800mm y 900mm</i></p>	<p><i>REF: BA-16</i></p>  <p><i>medidas: 900mm</i></p>



*REF: BA-01*



*siete medidas:  
370mm  
500mm  
600mm  
650mm  
700mm  
800mm  
y 870mm*

*REF: BA-02*



*medidas:  
710mm*

*REF: BA-03*



*tres medidas:  
700mm  
800mm  
y 900mm*

*REF: BA-04*



*dos medidas:  
800x240mm  
y 900x240mm*

*REF: BA-05*



*tres medidas:  
700mm  
800mm  
y 940mm*

*REF: BA-06*



*balaustre para  
escaleras voladas  
su soporte es la  
candileja CA-40*

*medidas:  
1040mm*

*REF: BA-07*



*medidas:  
990mm*

*REF: BA-08*



*C L*  
*medidas:  
C-900mm  
L-980mm*

*el BA-08L  
tiene una  
anilla más  
en la parte  
baja que el  
BA-08C*



*REF: RO-01*




*medidas:90mm*

*REF: RO-02*




*medidas:75mm*

*REF: PL-03*




*medidas:385x250mm*

*REF: RO-04*




*cuatro medidas:55mm,  
80mm, 105mm y 125mm*

*REF: PL-05*



*tres medidas:240x135mm,  
400x220mm y 485x295mm*

*REF: RO-06*



*medidas:80mm*

*REF: RO-07*

*modelo patentado*



*medidas:65mm*

*REF: RO-08*


*modelo patentado*



*medidas:165mm*

*REF: PL-09*


*modelo patentado*



*medidas:410x215mm*


*REF: PL-10*

*modelo patentado*



*medidas:230mm*

*REF: RO-11*



*medidas:45mm*

*REF: RO-12*



*medidas:70mm*




REF: FA-01



medidas:130x220mm


REF: FA-02



medidas:250x800mm

REF: FA-03

modelo patentado




sopORTE para  
faroles colgados

medidas:230x440mm


REF: FA-04

modelo patentado



medidas:230x440mm

REF: MC-05




medidas:450x160mm

REF: MC-06



medidas:460x160mm

REF: MC-07



medidas:460x160mm

REF: MC-08



medidas:355x125mm



REF: BA-25



medidas:  
900mm

REF: BA-26



medidas:  
700mm

REF: BA-27



tres medidas:  
1810mm  
2390mm  
y 2460mm

REF: AR-14



medidas:  
1180mm

REF: AR-15



medidas:  
1180mm


REF: AR-16



modelo  
patentado


medidas:  
1130mm

REF: PI-16



medidas:  
1100mm

REF: PI-17



modelo  
patentado

medidas:  
1130mm



REF: PI-18

modelo  
patentado



medidas:  
1130mm


COLUMNA-1



medidas:  
2000mm


COLUMNA-2

modelo patentado



cuatro medidas:  
2400mm  
2600mm  
2800mm  
y 3000mm

REF: PI-19



1310mm

185mm



REF: BA-17



dos medidas:  
700mm  
y 900mm

REF: BA-18



cinco medidas:  
900mm  
1900mm  
2100mm  
2270mm  
y 2310mm

REF: BA-19

modelo  
patentado



medidas:  
900x130mm

REF: BA-20



medidas:  
1180mm

REF: BA-21



medidas:  
1180mm

REF: BA-22



medidas:  
750mm

REF: BA-23



medidas:  
1170mm


REF: BA-24



medidas:  
940mm



PEANA-01




medidas: 85x $\Phi$ 270mm

PEANA-02



medidas: 20x $\Phi$ 185mm

PEANA-03



medidas: 25x195mm

PERCHERO



medidas: 40x65mm

ROLEO

para tubos de  $\Phi$  20mm



medidas: 70x100mm

CRUZ

vista  
delantera




vista  
trasera




medidas: 790x410mm

PIEZAS PARA ESTUFA

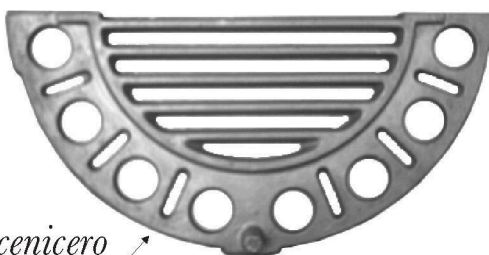
tapa  
superior



tapa  
de carga



cenicero



pata



dos medidas, para estufas de:  $\Phi$ 470mm y  $\Phi$ 380mm


*ESCALERA DE CARACOL IZQUIERDA*



*HUELLA*  
dos medidas:  
800x380mm y  
640x360mm




*TABICA*  
dos medidas:  
800x200mm y  
640x195mm



*ejemplo*


*ESCALERA DE CARACOL DERECHA*



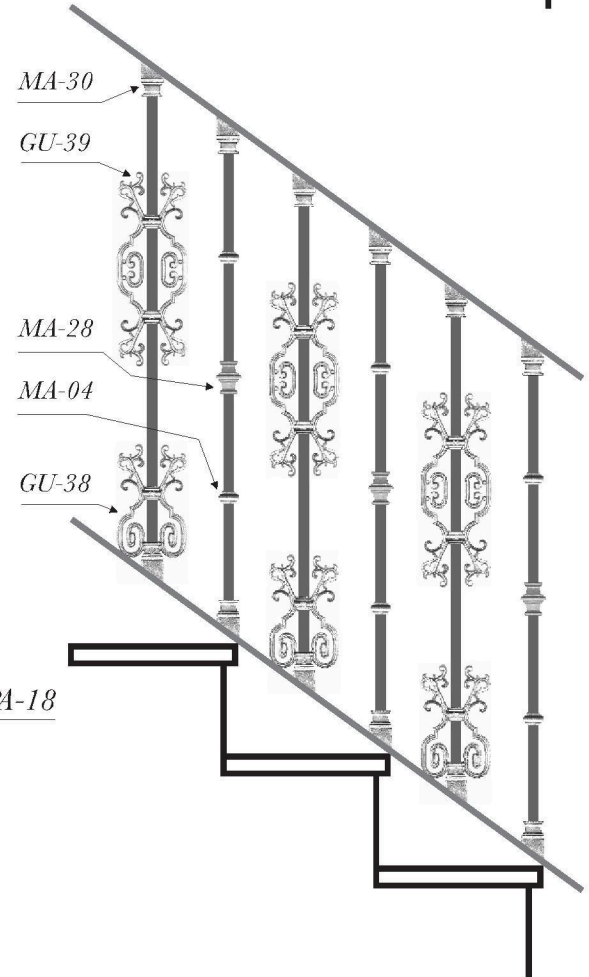
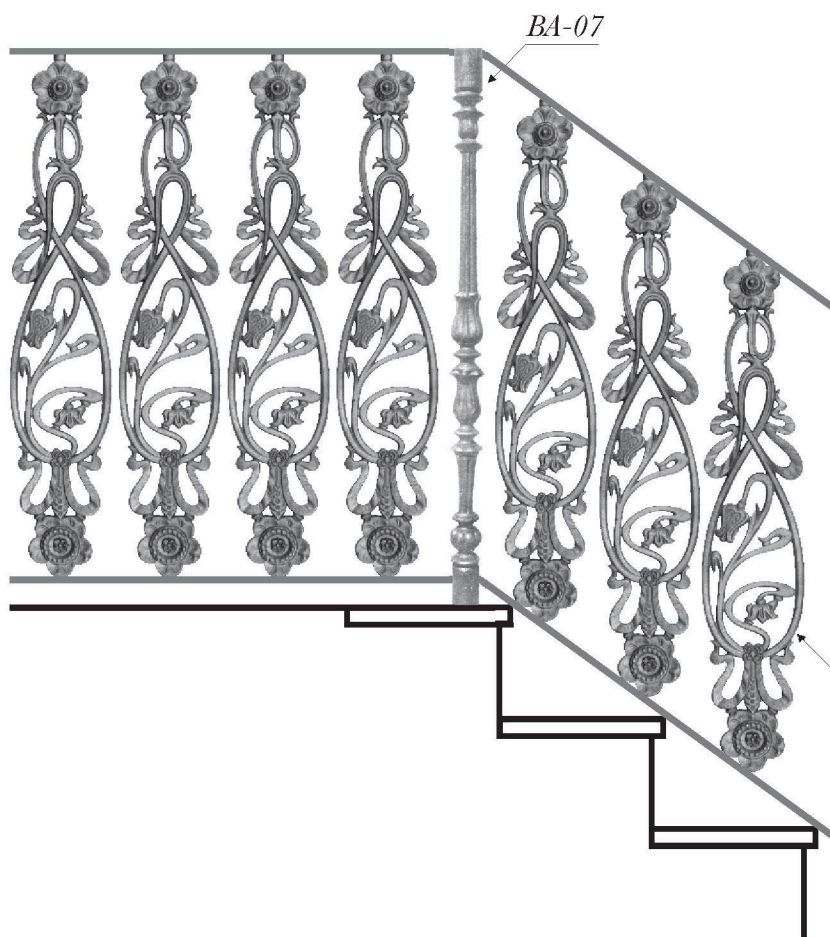
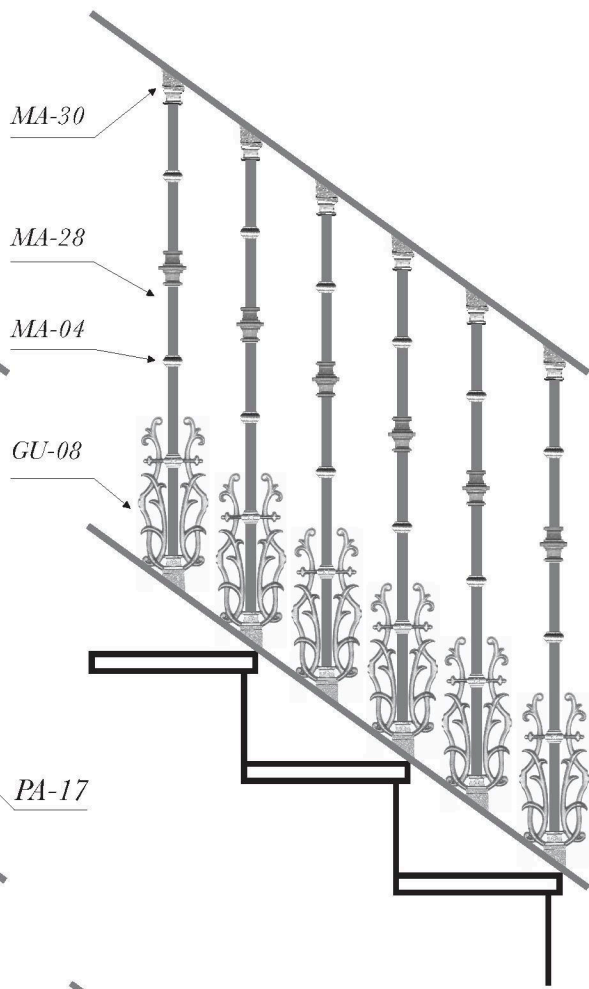
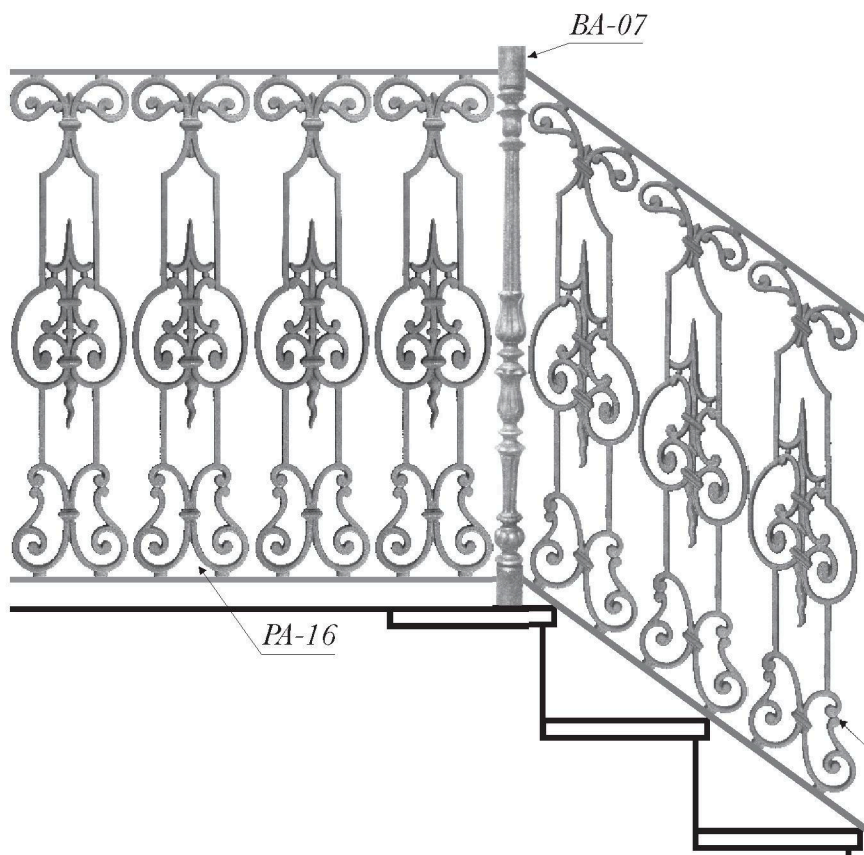
*TABICA*  
dos medidas:  
800x200mm y  
640x195mm



*HUELLA*  
dos medidas:  
800x380mm y  
640x360mm




*ejemplo*





*PASAMANOS*




*dos medidas:  
1300x65mm  
para pletina de 40mm y  
1300x75mm  
para pletina de 45 y 50mm*

*BOTARUEDAS*



*medidas:  
450x300x250mm*

*MARMOLILLO*




*600mm*

*tubo de acero*

*medidas:  
600x150mm*

*PARRILLA BARBACOA*




*tres medidas: 340x215mm  
340x335mm y 425x380mm*

*PLANCHA BARBACOA*




*medidas:380x325mm*

*ZOCALO FACHADA*




*medidas:500x350mm*

*CONTRAPESO*



*medidas:  
420x120x40mm; 13,5 kg*

*LOSA*



*para suelos con paso de carretillas  
medidas:245x245mm*

*CABEZA DE CABALLO*



*medidas:250x240mm*





*REF: MC-09*

*modelo  
patentado*



*medidas: 440x230mm*

*REF: MC-10*

*modelo  
patentado*



*medidas: 450x130mm*


*FONDO MACETERO*

*modelo  
patentado*



*tres medidas:  
Ø300mm, Ø250mm y Ø200mm*

*ejemplo  
de macetero  
montado*





modelo patentado  
**CUADRO-PRINCIPES**



medidas: 460x300mm

**CADENA**



medida del eslabón: 95x180mm

**ZOCALO - PLACA**



medidas: 715x250mm

**ZOCALO - MOLDURA PARTE ALTA**



medidas: 105x750mm

**ZOCALO - MOLDURA PARTE BAJA**



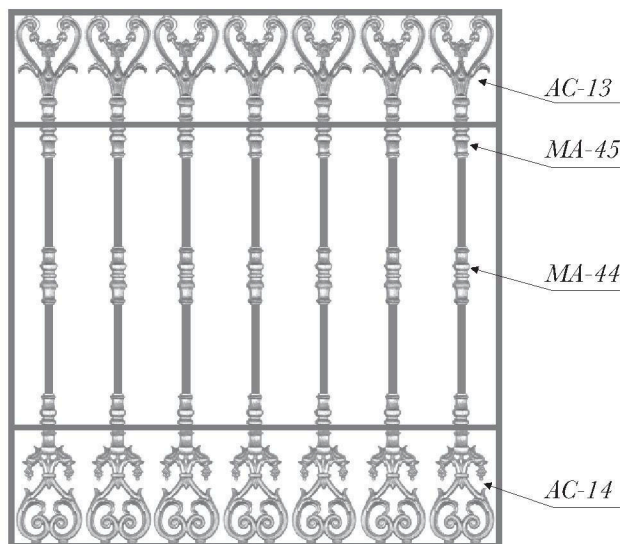
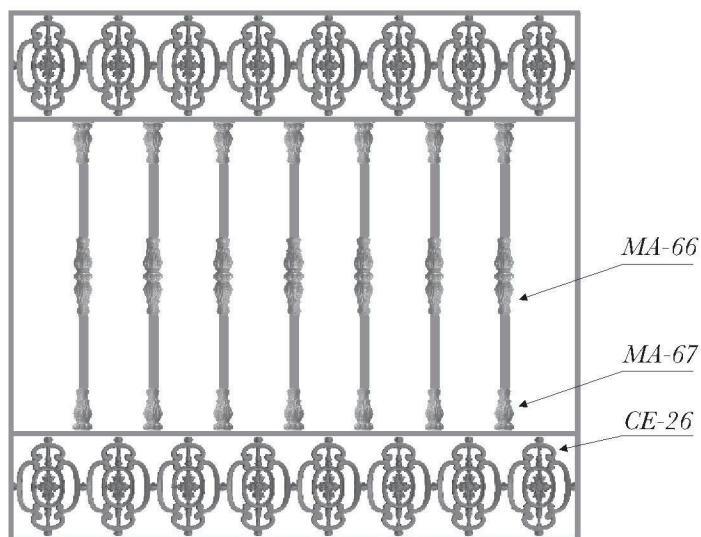
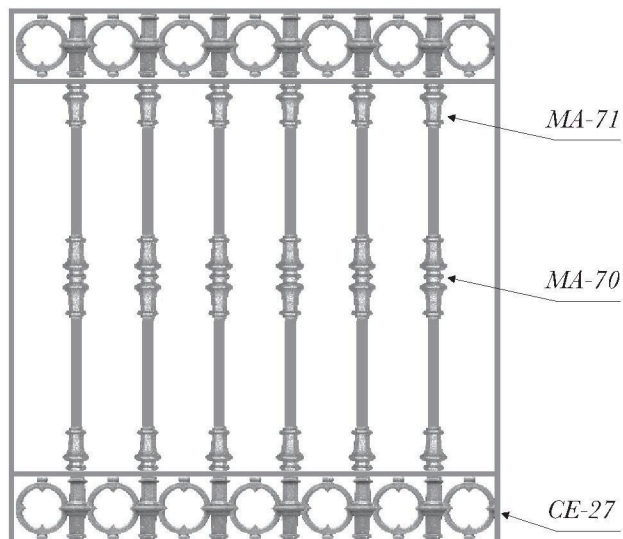
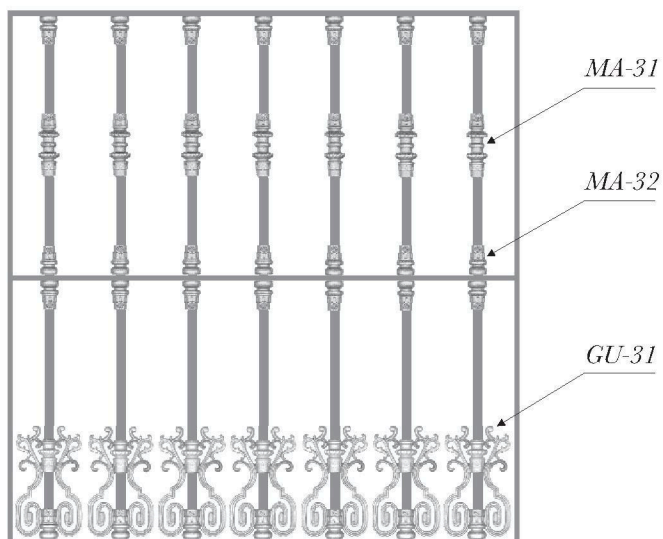
medidas: 200x750mm

ejemplo de  
zócalo montado

PE-13




1000mm




RE-53

RE-02

LA-07



*REJILLA Y CERCO*




*medidas:200x200mm*

*PIE DE MESA*



*medidas:720x435mm*

*HUELLA DE ESCALERA*



*medidas:250x705mm*

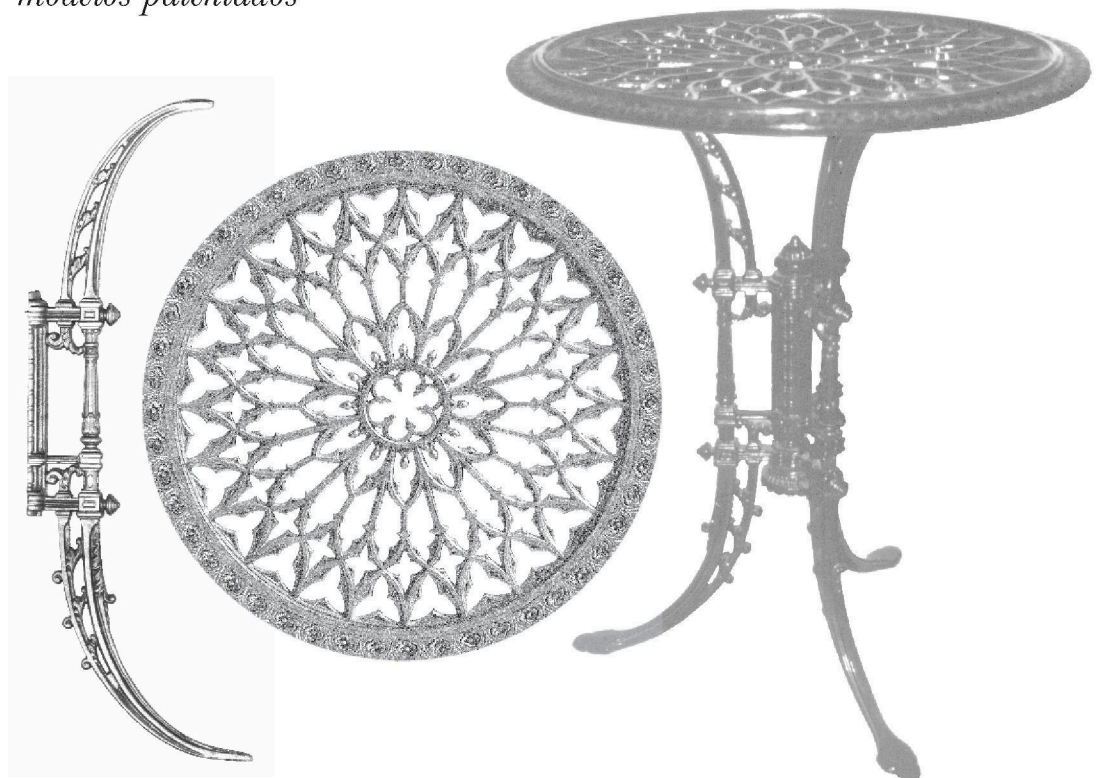
*PATA DE MESA*



*medidas:745mm*

*MESA*

*modelos patentados*



*tapa en dos medidas: Ø580mm y Ø700mm*

*BANDEJA-01*



*medidas: 1180x210mm*

*BANDEJA-02*



*medidas: 1800x420mm*

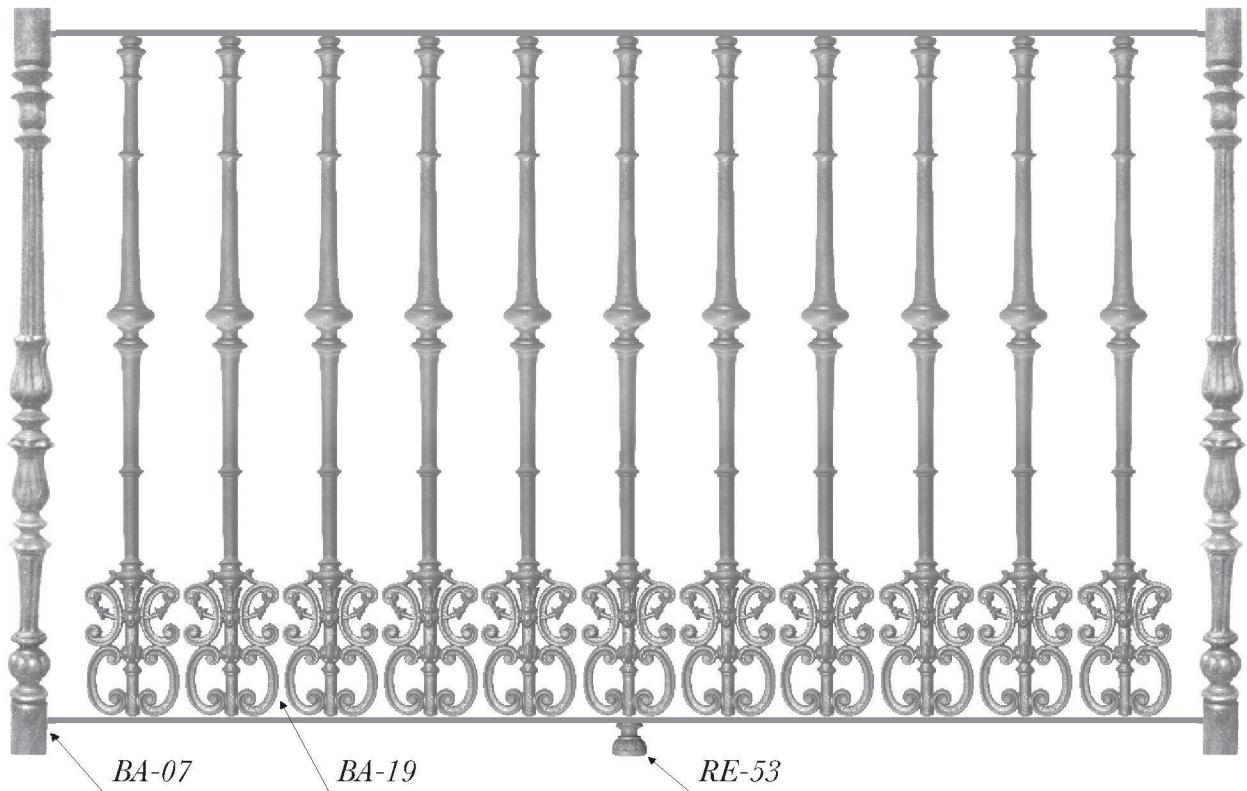
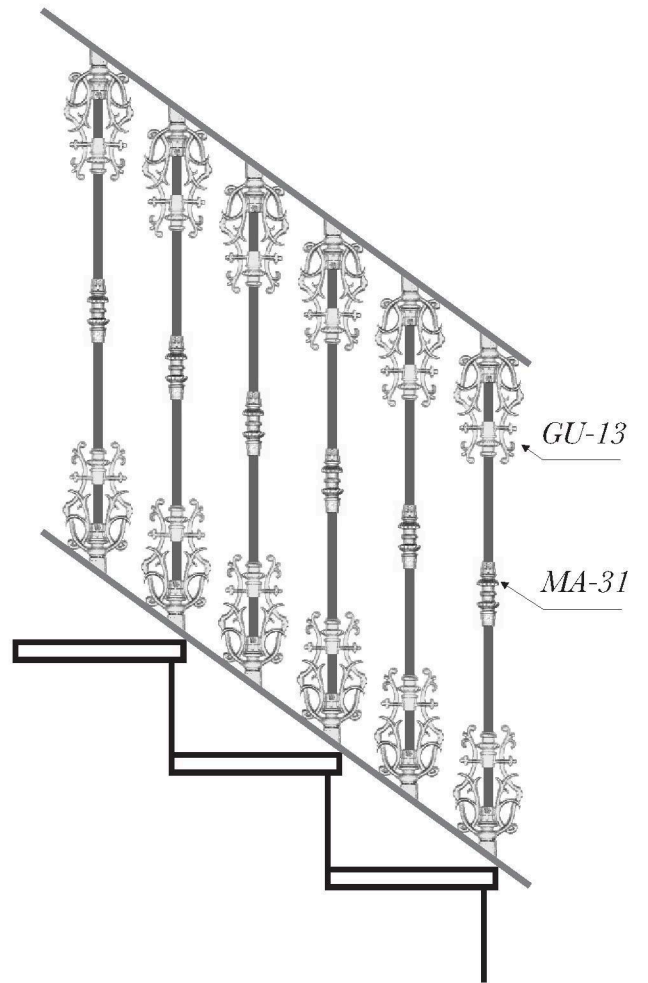
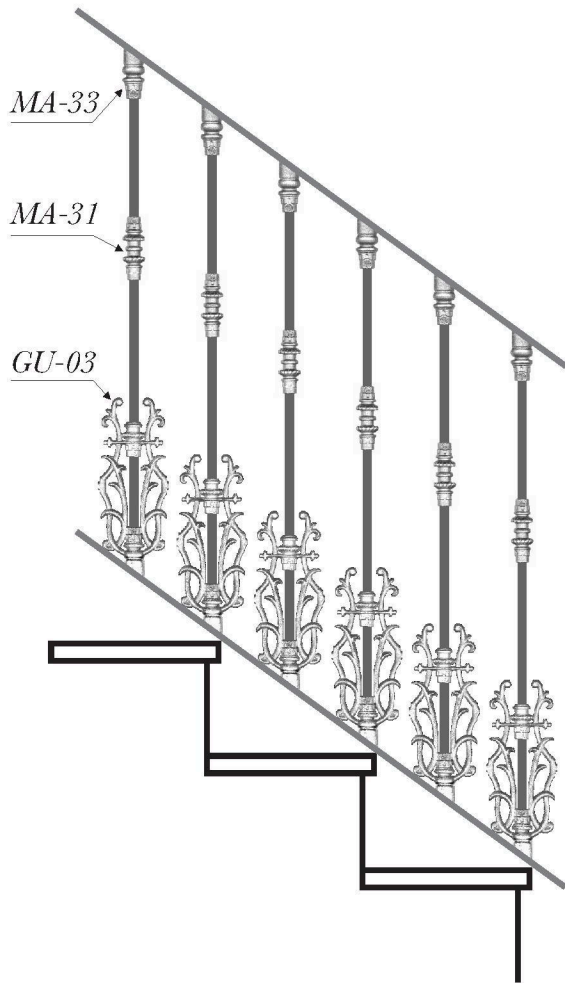
*BRAZO PARA BANCOS DE OBRA*

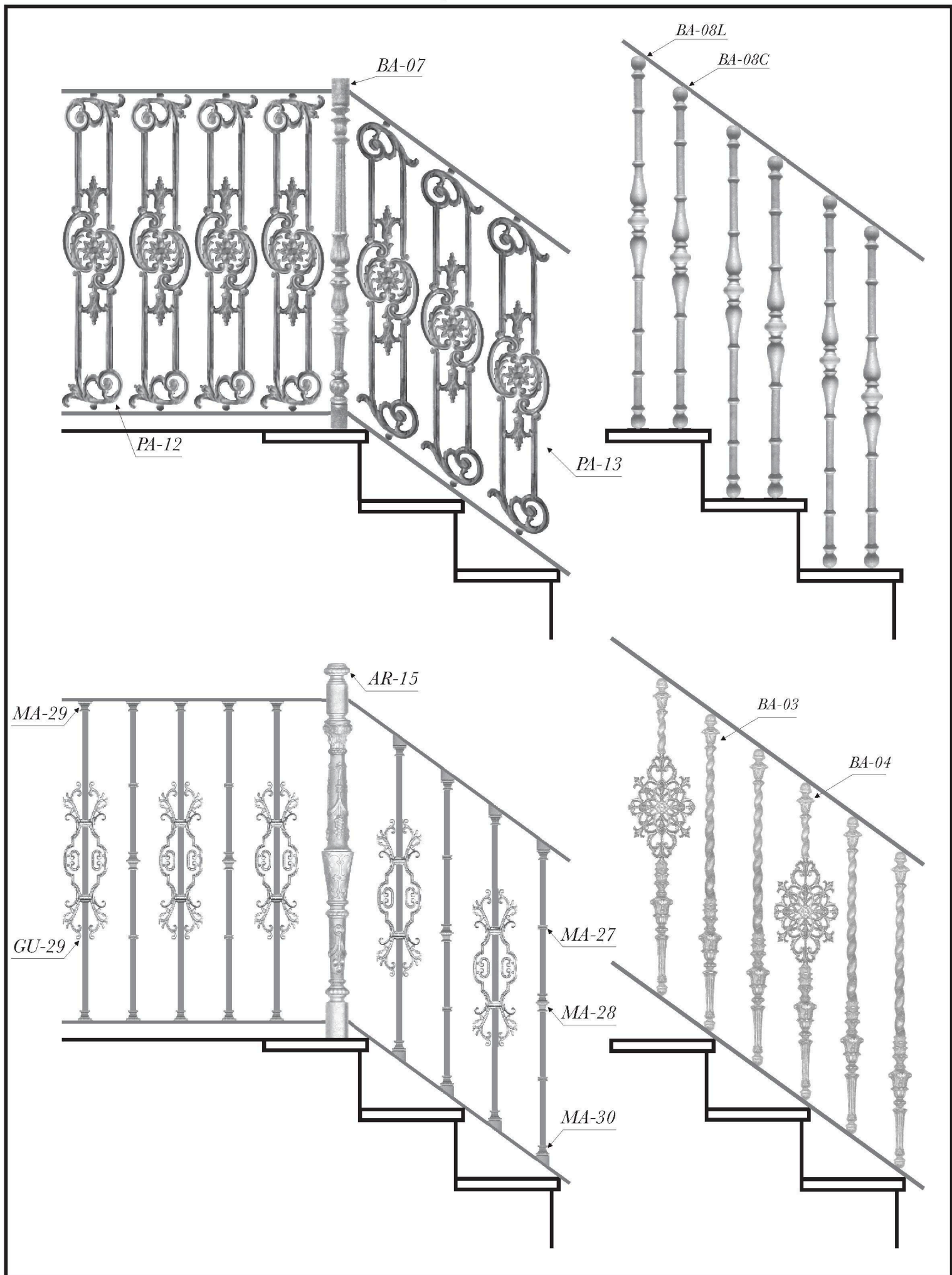


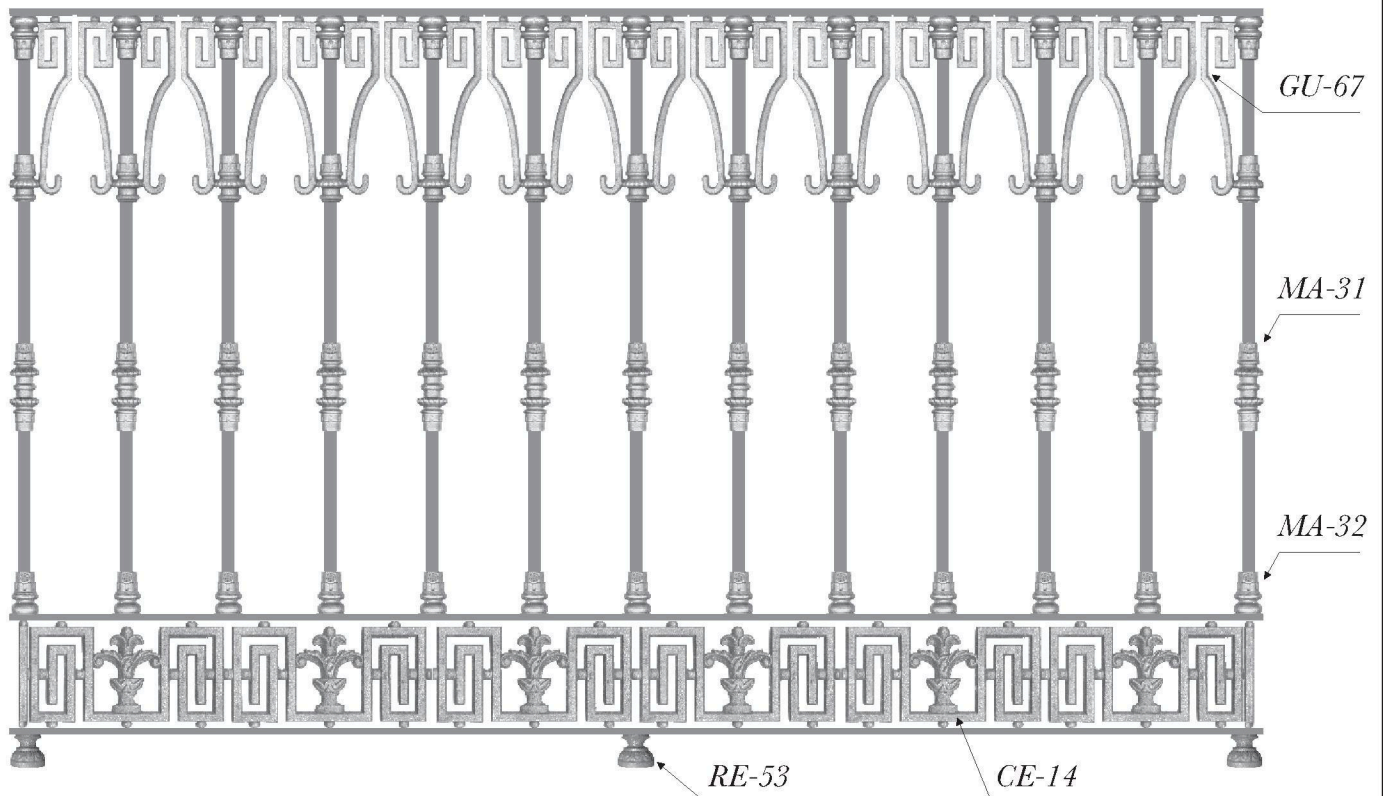
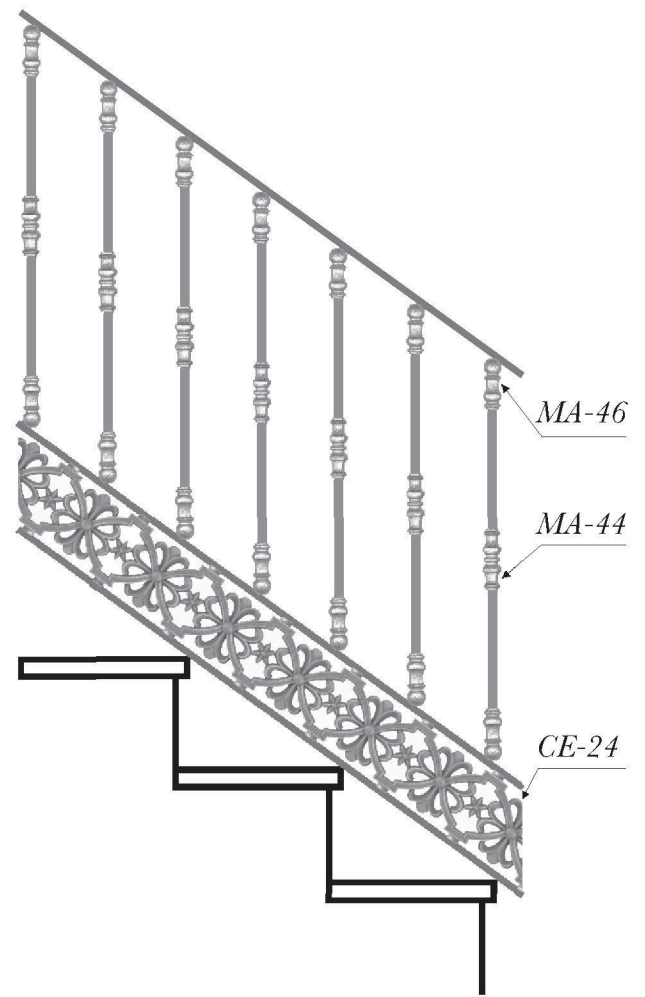
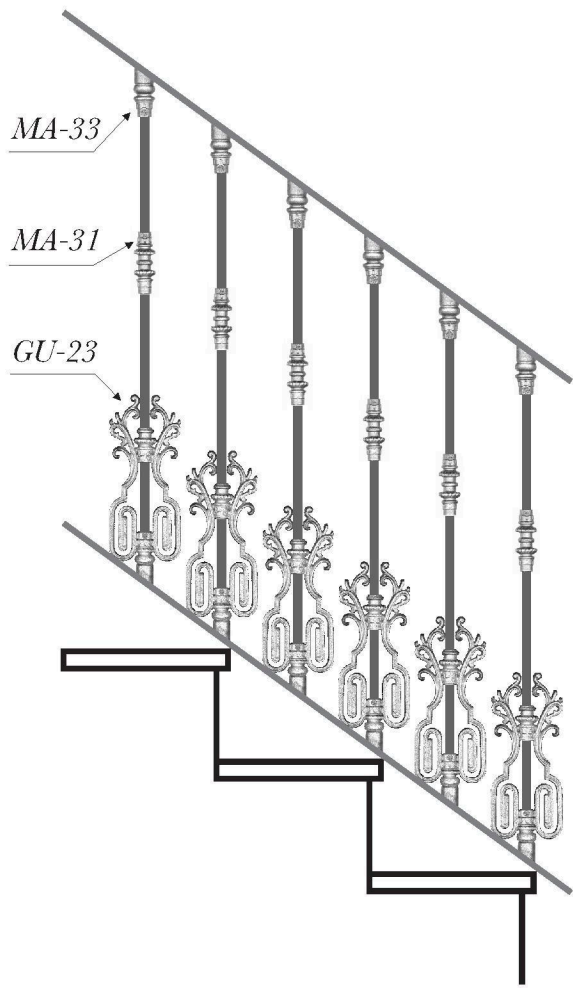
*medidas: 470x410mm*

*MARMOLILLO-02*

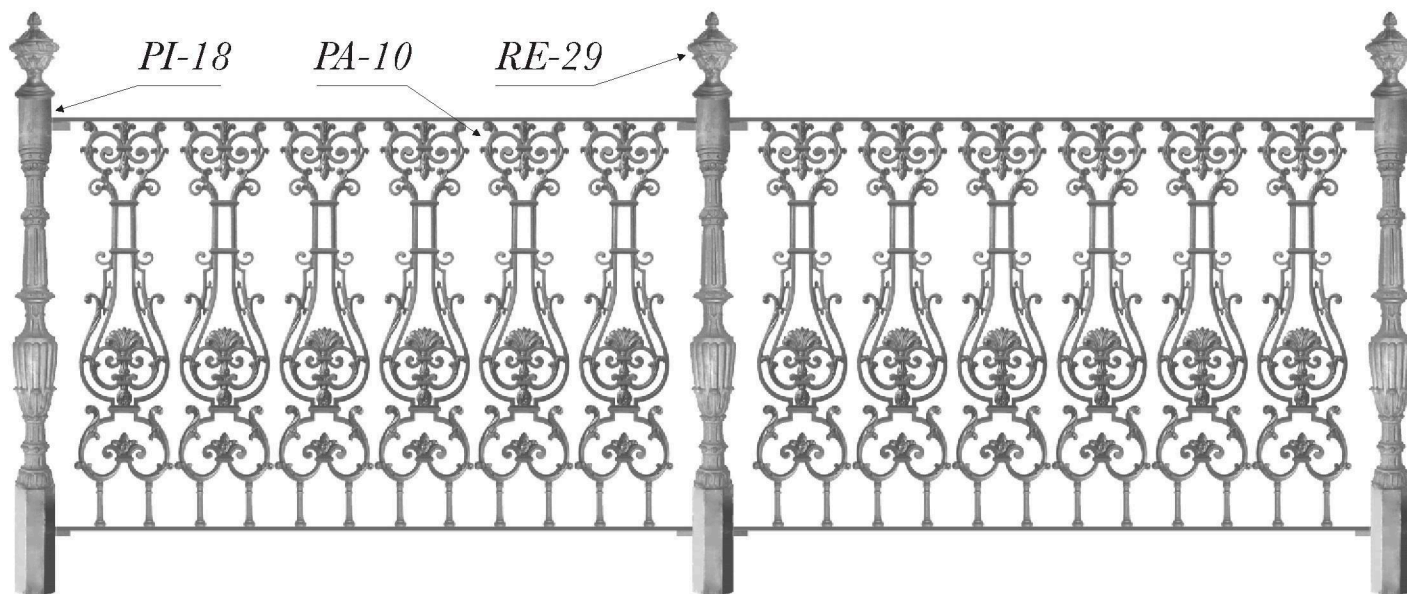
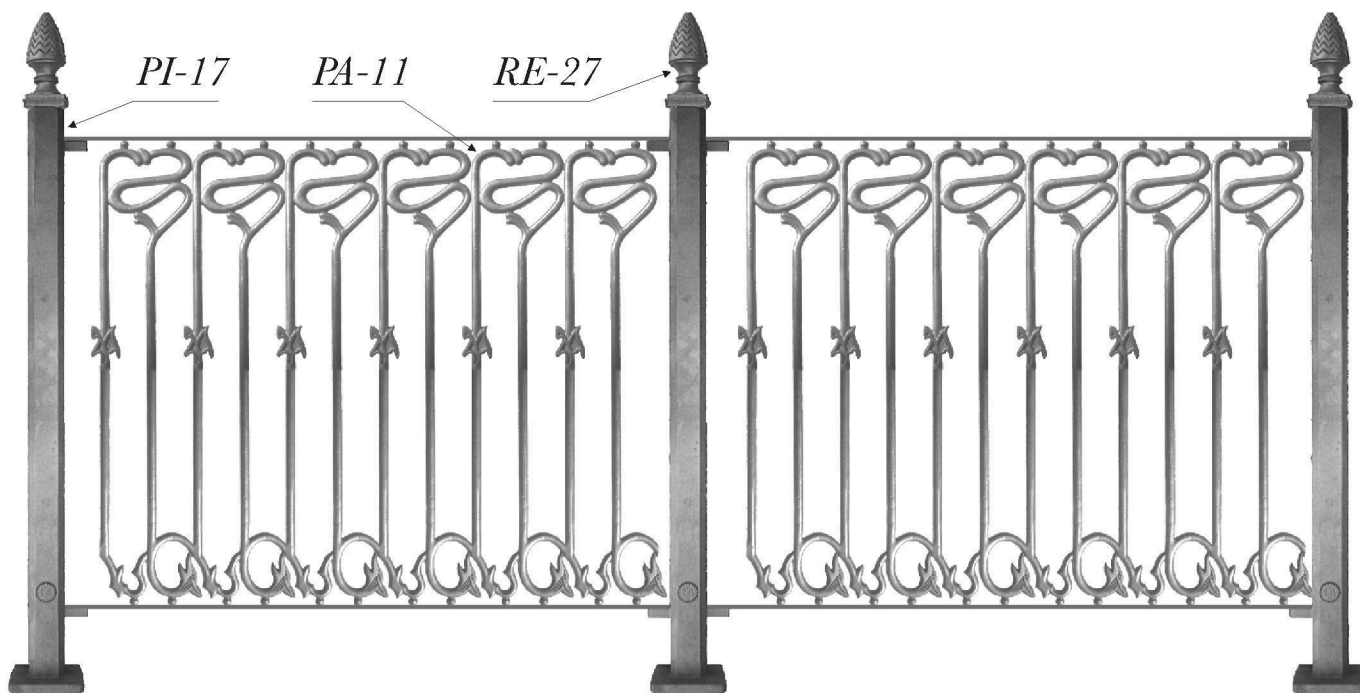
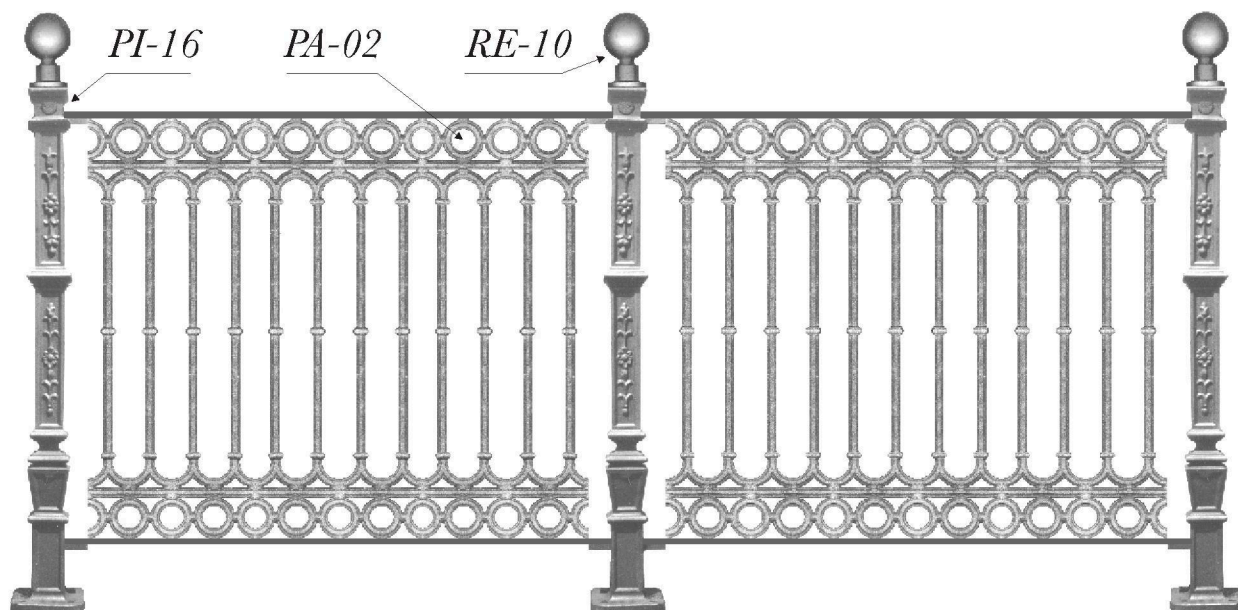


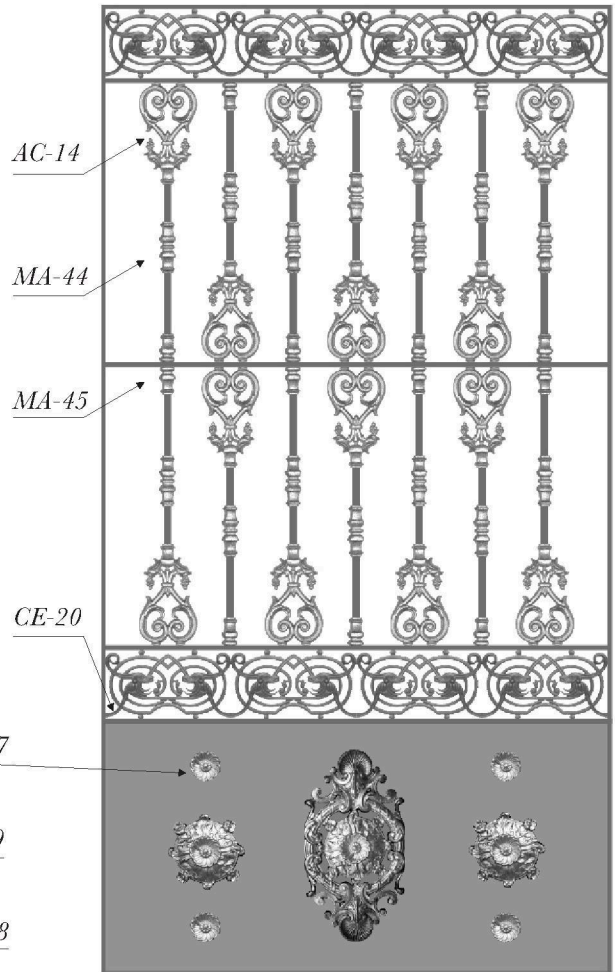
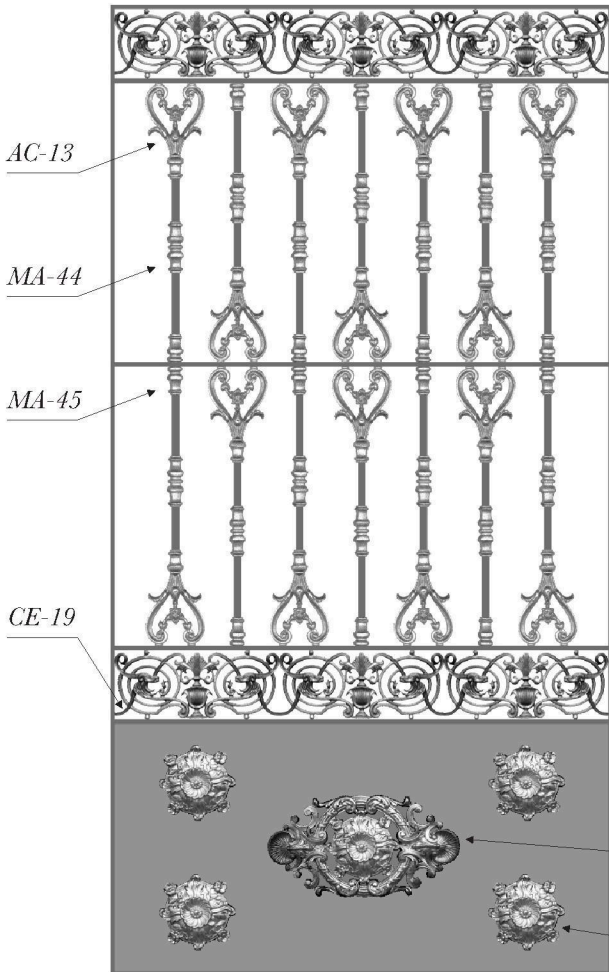
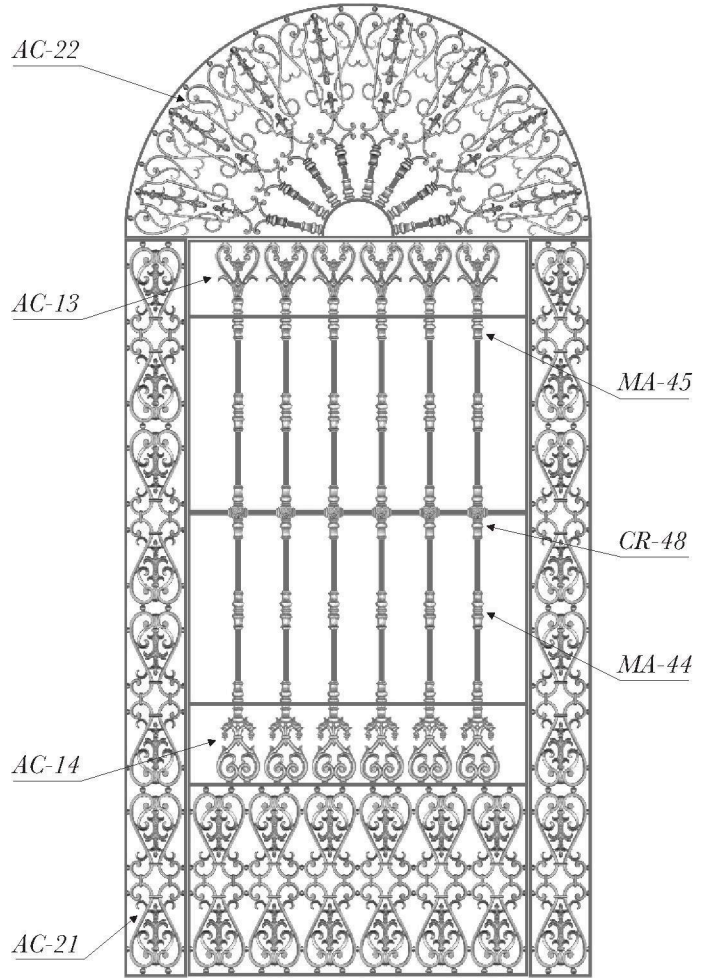
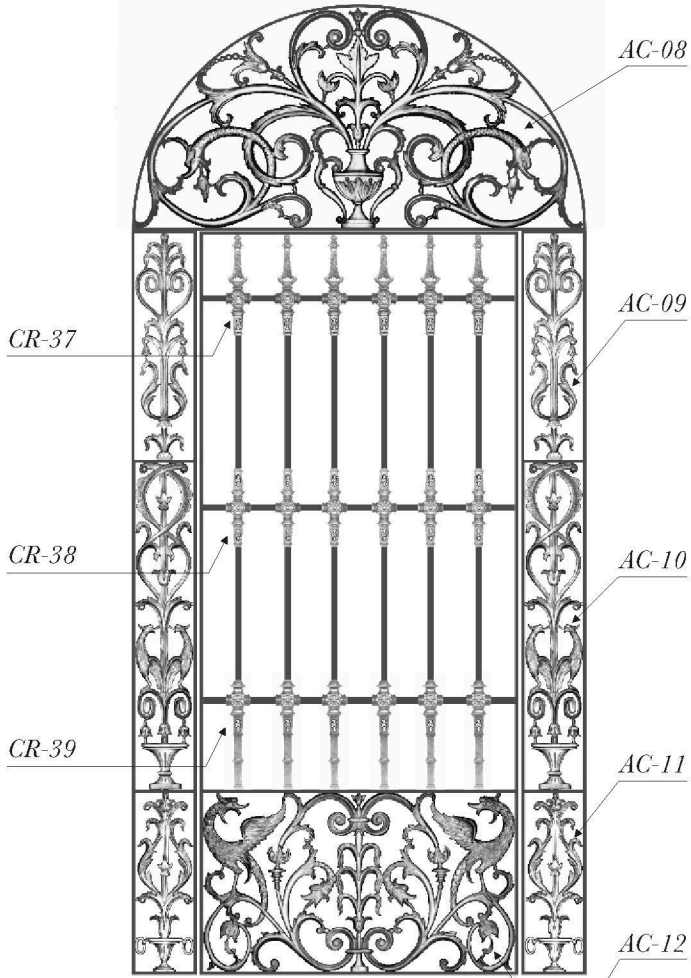









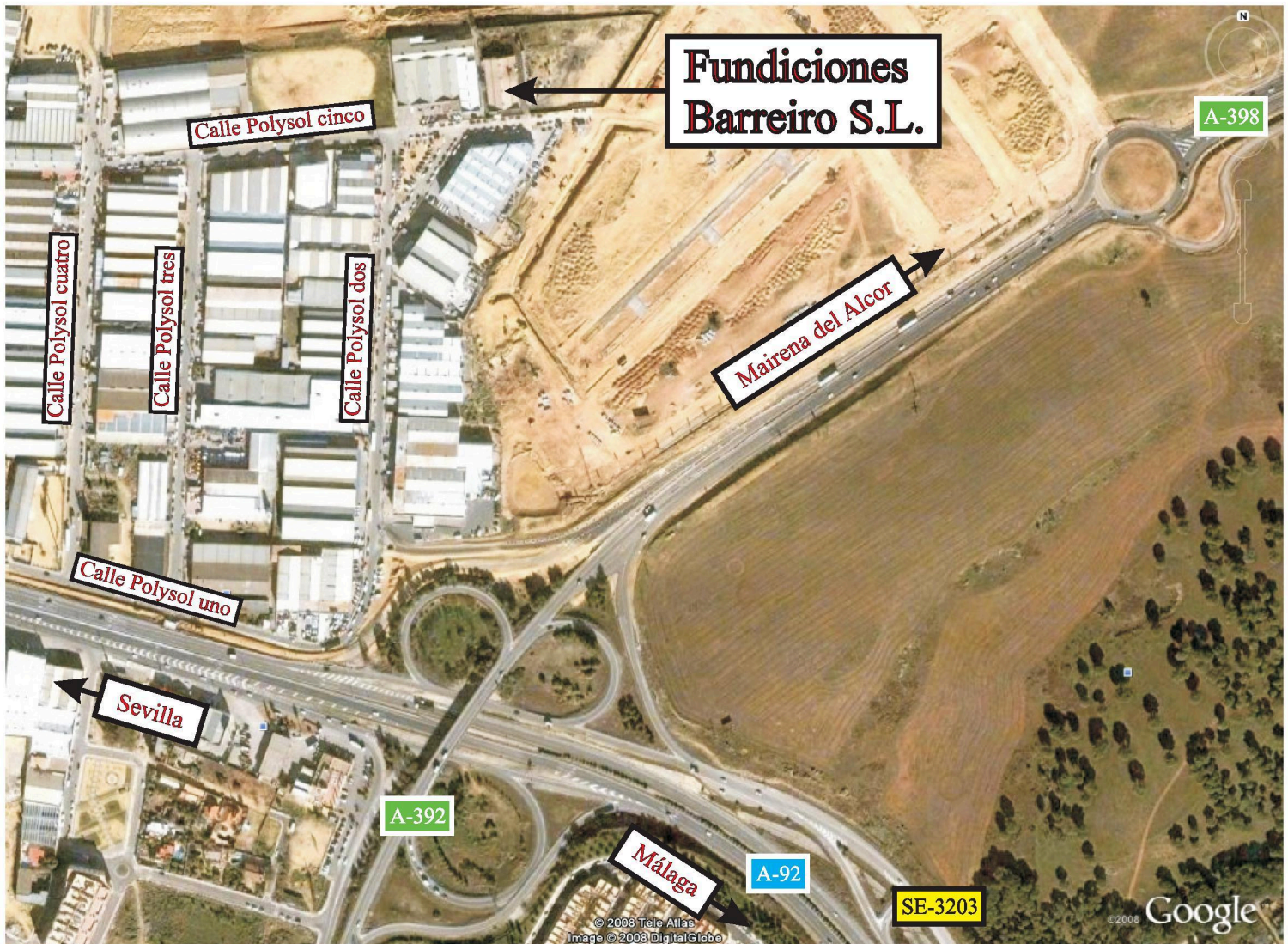








*Fundiciones  
Barreiro, S.L.* marca registrada



Polígono Industrial "Polysol" - calle Polysol cinco, nº 15  
Autovía Sevilla - Málaga Km. 14,5  
Teléfono 95 410 24 02 - Teléfono Fax 95 561 23 28  
Correo electrónico: [barreiro@fundicionesbarreiro.es](mailto:barreiro@fundicionesbarreiro.es)  
41500 ALCALA DE GUADAIRA (Sevilla)